

Better than Balanced BSTs

# Outline for Today

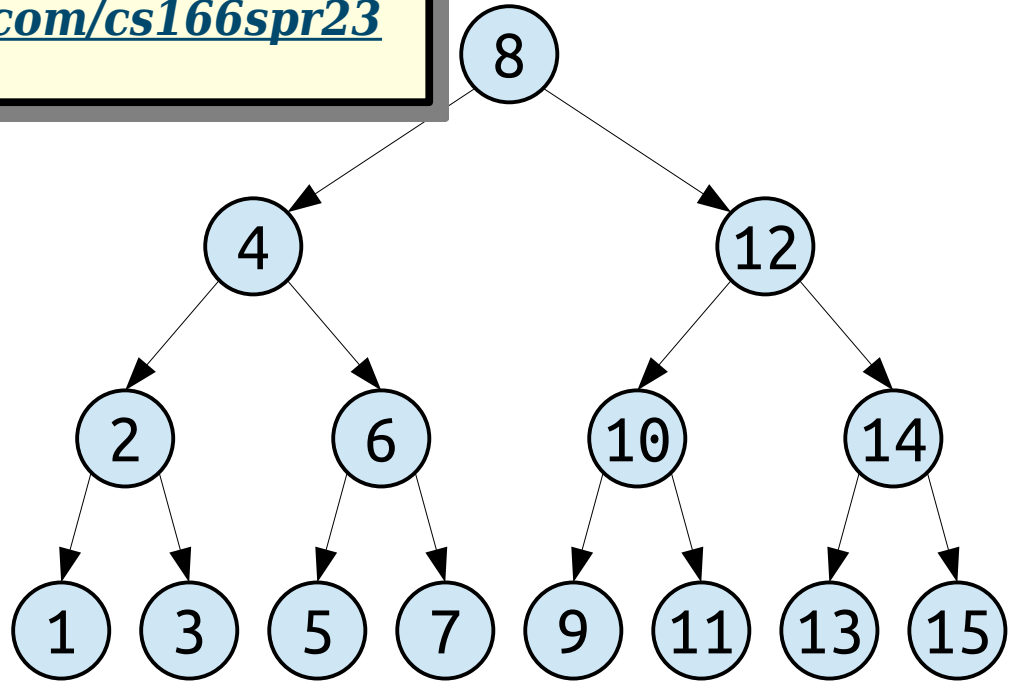
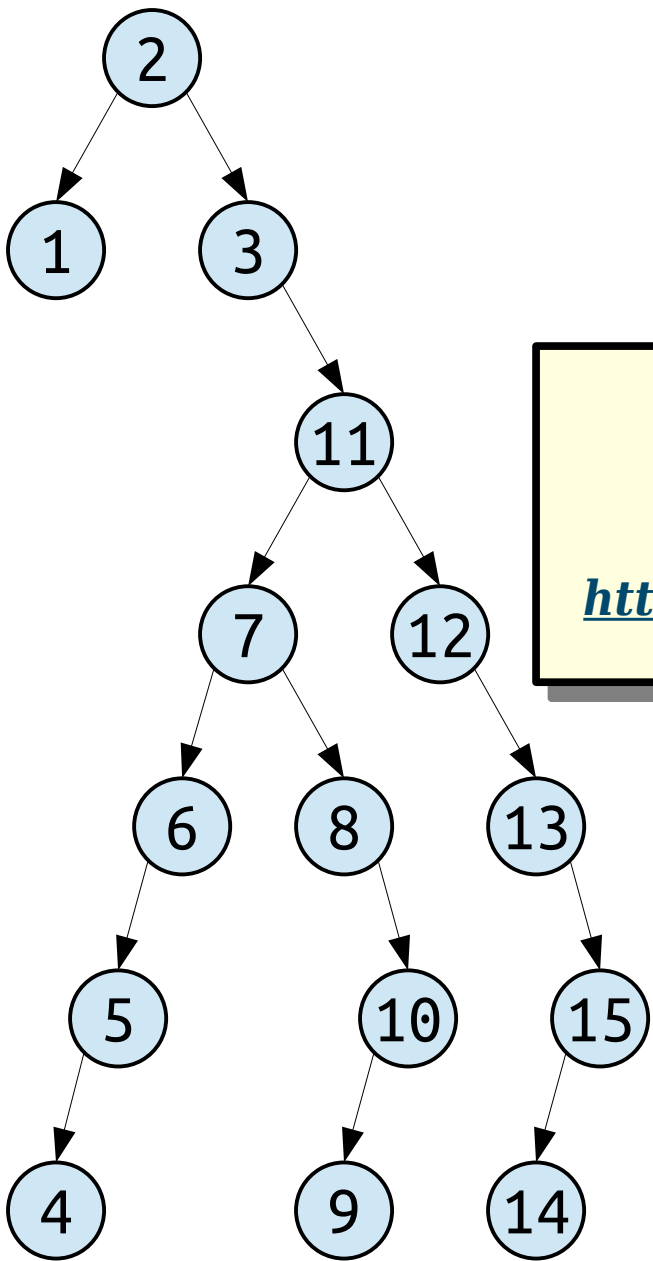
- ***Beyond Worst-Case Efficiency***
  - When  $O(\log n)$  isn't enough.
- ***Shannon Entropy***
  - Balancing by access probabilities.
- ***Finger Search Trees***
  - Picking up where you left off.
- ***Iacono's Working Set Structure***
  - Keeping exciting things accessible.

Can you build a binary search tree where lookups are faster than  $O(\log n)$ ?

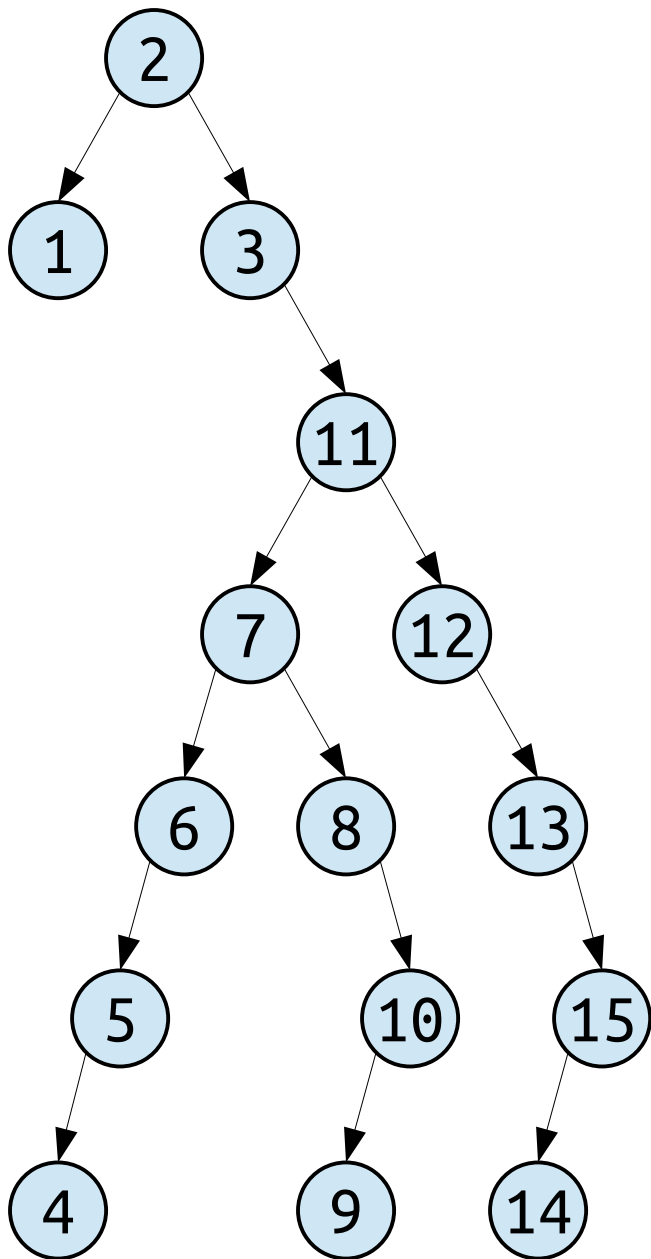
***Key Idea:*** The guarantees we want from a data structure depend on our model of how that data structure will be used.

**Claim:** The worst-case lookup cost of a lookup in *any* BST with  $n$  nodes is at least  $\Omega(\log n)$ .

Why?  
Answer at  
<https://pollev.com/cs166spr23>

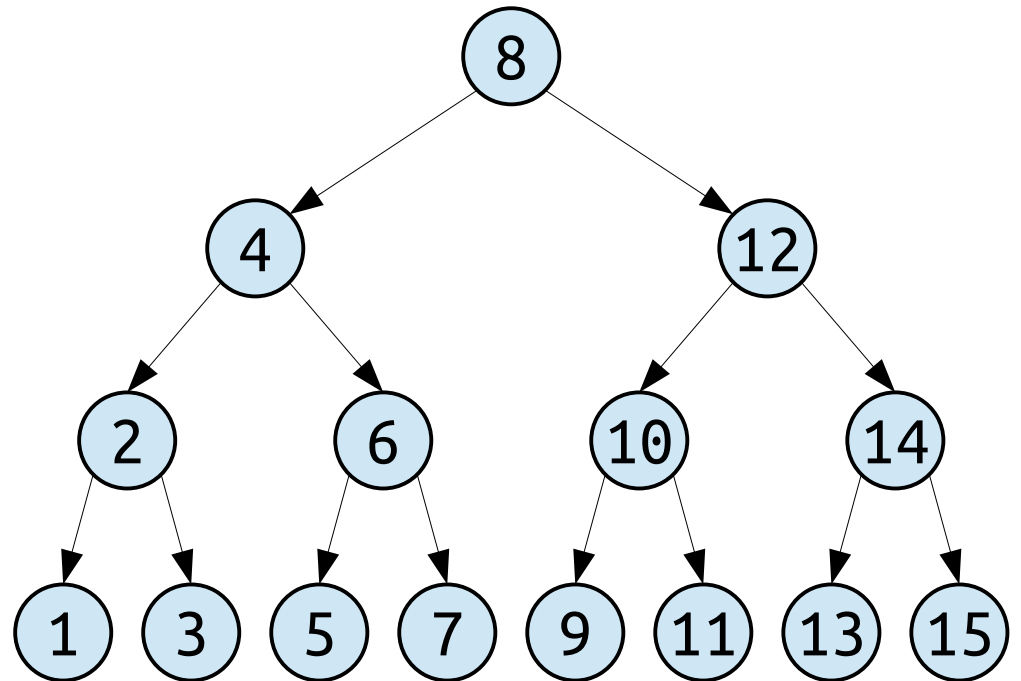


**Model 1:** Queries are chosen maliciously.

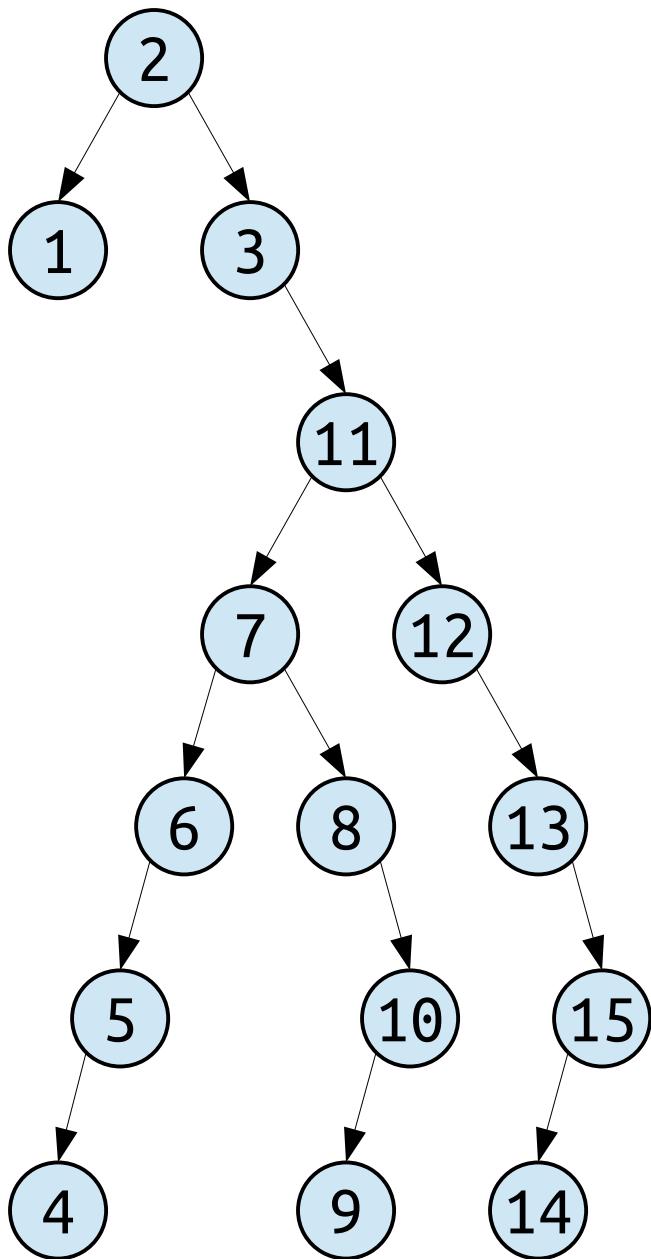


**Claim:** The worst-case lookup cost of a lookup in *any* BST with  $n$  nodes is at least  $\Omega(\log n)$ .

**Proof Idea:** Every tree with  $n$  nodes has height  $\Omega(\log n)$ . Pick the deepest node in the tree.



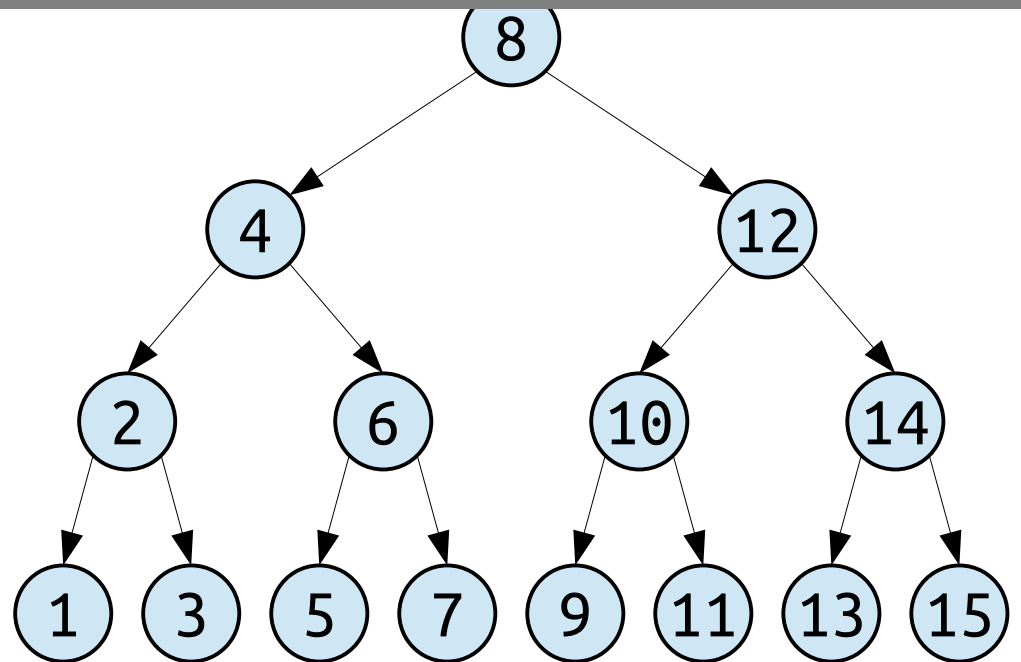
**Model 1:** Queries are chosen maliciously.



A binary search tree satisfies the **balance property** if the (amortized) cost of any lookup in that tree is  $O(\log n)$ .

Any BST with this property is optimal from a *worst-case* perspective.

“Classical” balanced trees (red/black, etc.) are designed to have this property.

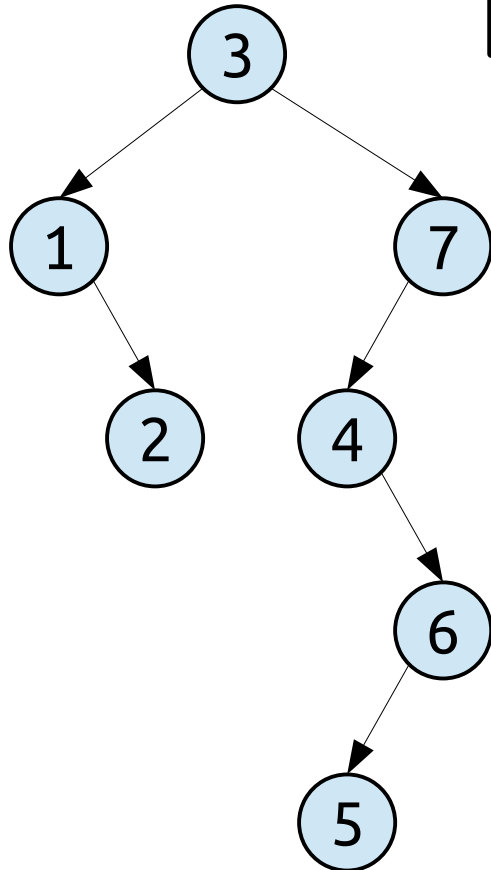


**Model 1:** Queries are chosen maliciously.

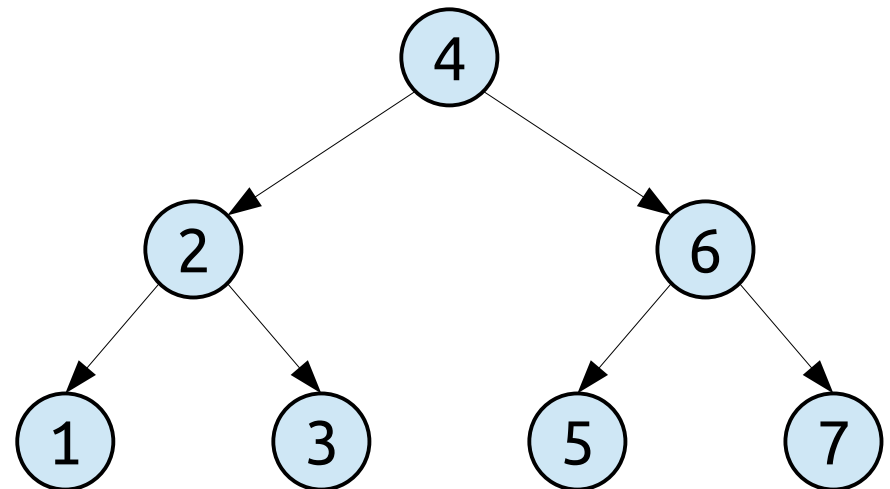
## Access Probabilities

1	2	3	4	5	6	7
20%	10%	40%	8%	1%	1%	20%

Expected comparisons in a lookup: **1.83**



Expected comparisons in a lookup: **2.73**



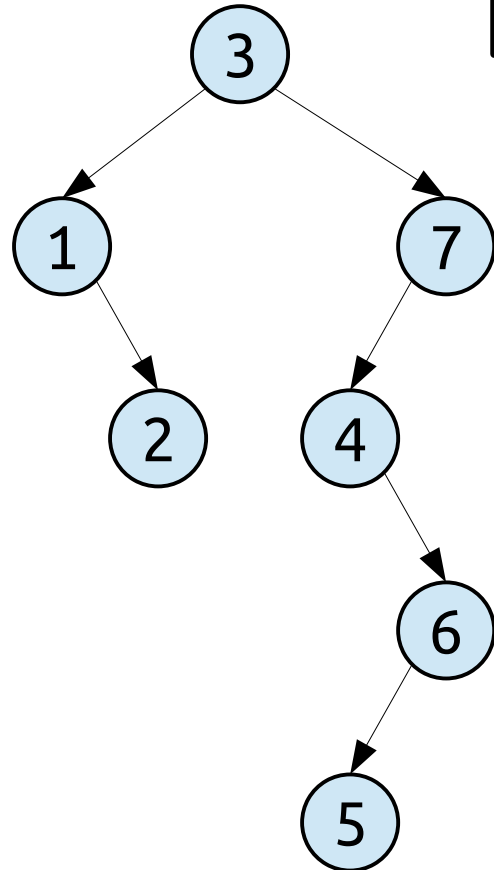
**Model 2:** Queries are sampled from a fixed, known probability distribution.



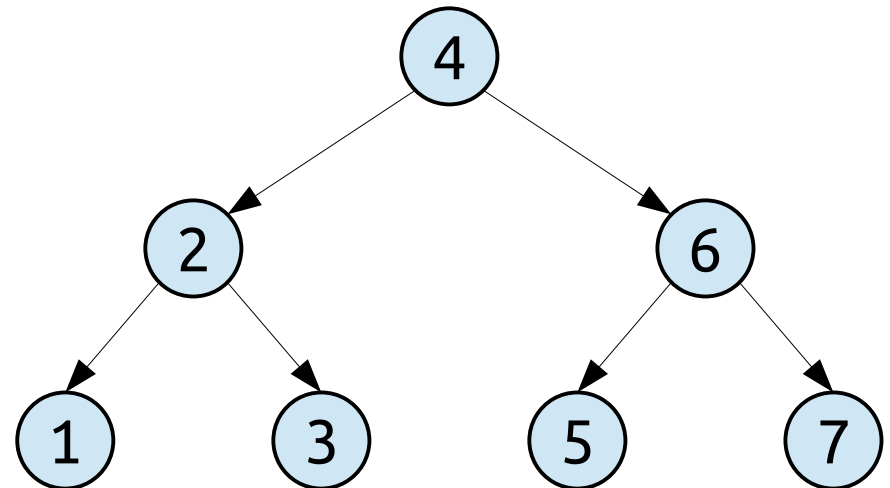
## Access Probabilities

Expected comparisons in a lookup: **2.87**

1	2	3	4	5	6	7
14%	15%	14%	14%	14%	15%	14%

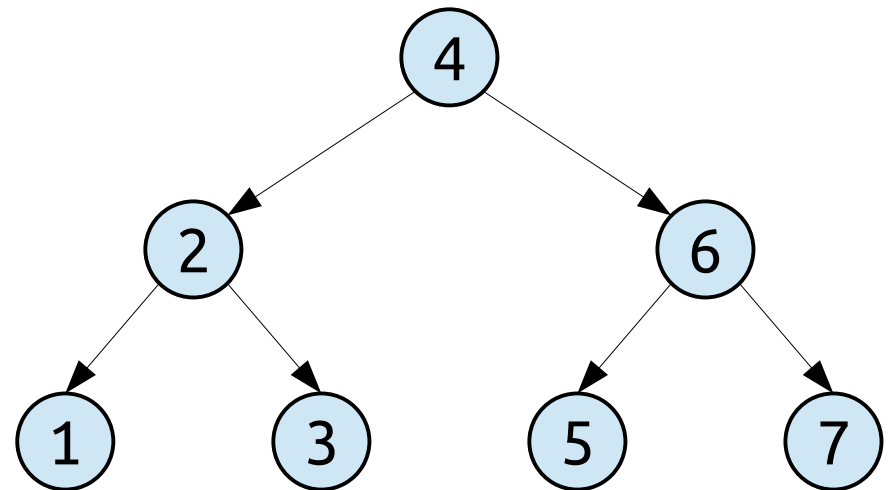
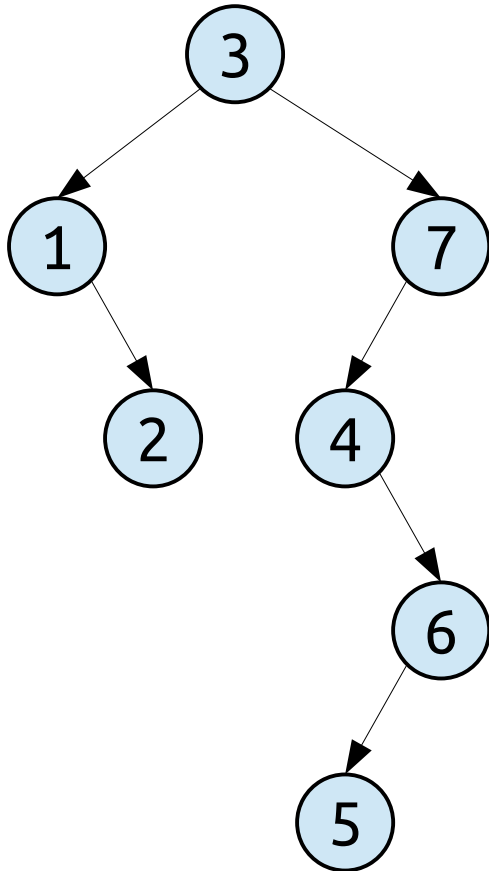


Expected comparisons in a lookup: **2.42**



**Model 2:** Queries are sampled from a fixed, known probability distribution.

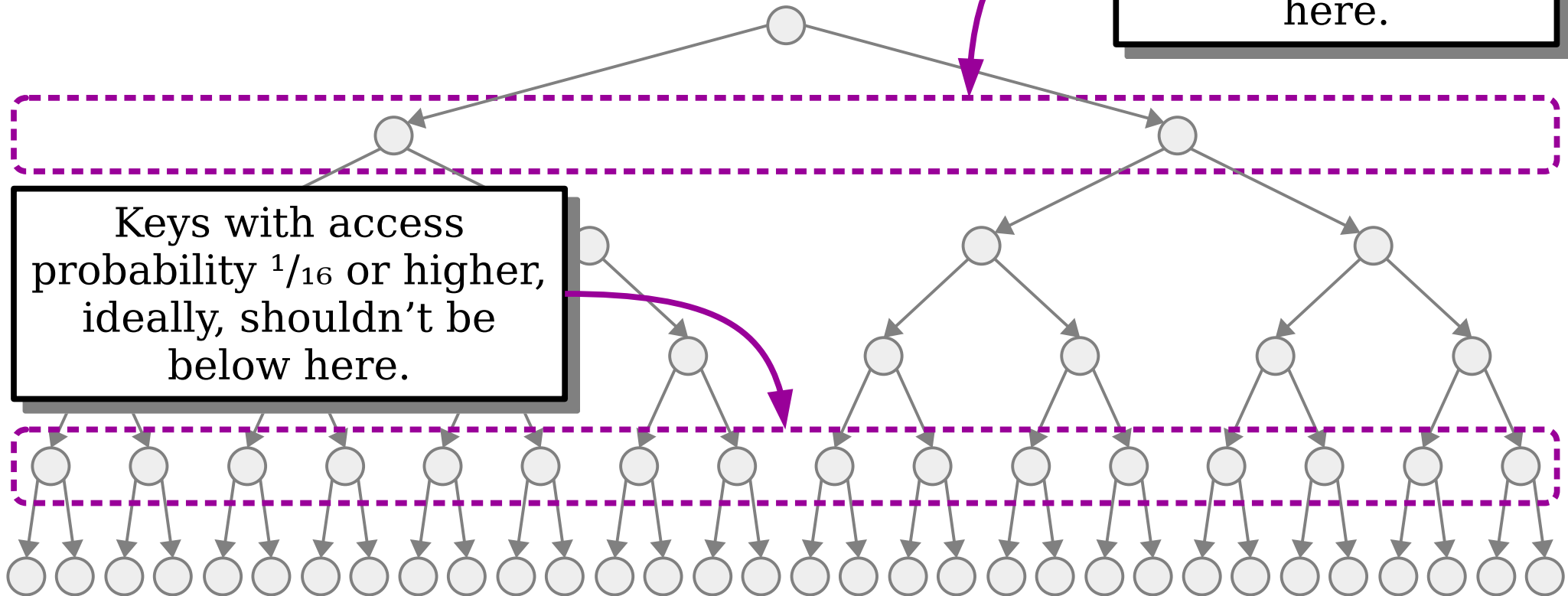
How do we know when we have a BST that's optimal with respect to *expected* lookup costs?



**Model 2:** Queries are sampled from a fixed, known probability distribution.

**Intuition:** Place high probability elements high in the tree.

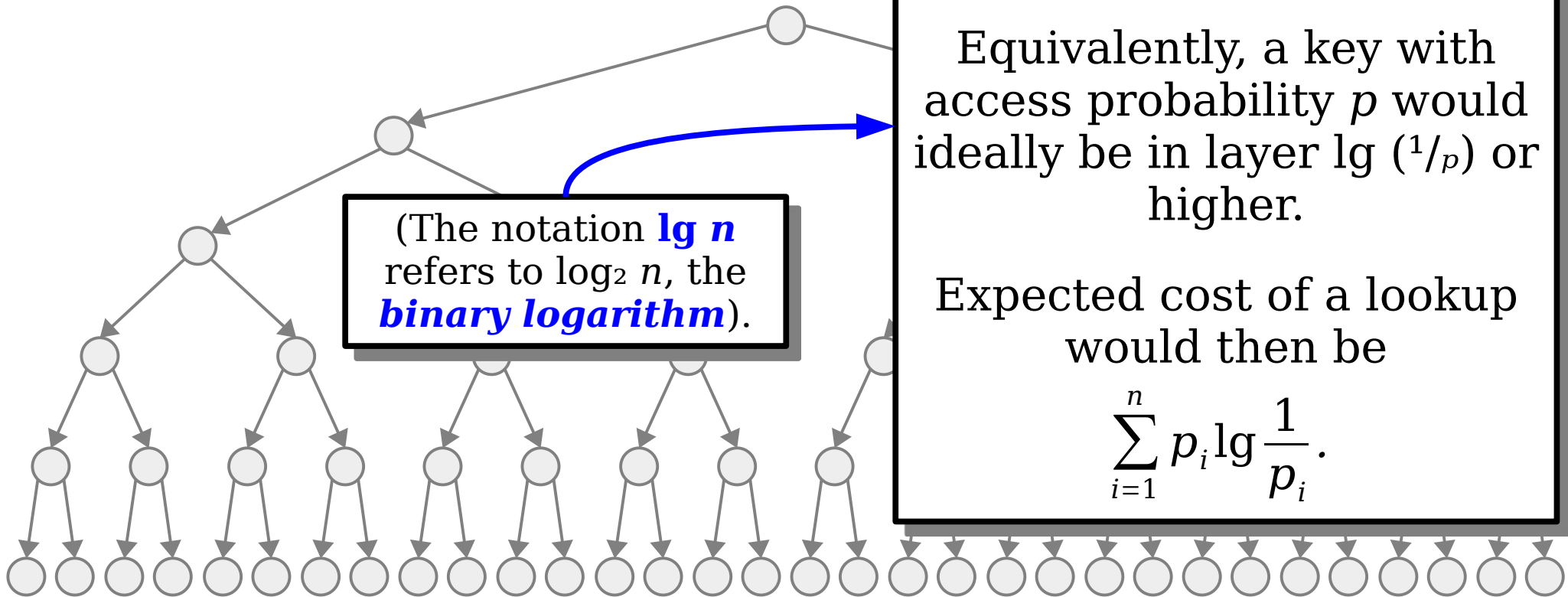
Keys with access probability  $\frac{1}{2}$  or higher, ideally, shouldn't go below here.



Keys with access probability  $\frac{1}{16}$  or higher, ideally, shouldn't be below here.

**Model 2:** Queries are sampled from a fixed, known probability distribution.

**Intuition:** Place high probability elements high in the tree.



**Model 2:** Queries are sampled from a fixed, known probability distribution.



*Theory Time!*

---

***Model 2:*** Queries are sampled from a fixed, known probability distribution.

Consider a discrete probability distribution with elements  $x_1, \dots, x_n$ , where element  $x_i$  has access probability  $p_i$ .

The **Shannon entropy** of this probability distribution, denoted  $H_p$  (or just  $H$ , where  $p$  is implicit) is the quantity

$$H_p = \sum_{i=1}^n p_i \lg \frac{1}{p_i}.$$

If you have  $n$  keys  $x_1, \dots, x_n$ , what is the maximum possible value of  $H$ ?  
What is the minimum possible value?

Answer at

<https://pollev.com/cs166spr23>

**Model 2:** Queries are sampled from a fixed, known probability distribution.

Consider a discrete probability distribution with elements  $x_1, \dots, x_n$ , where element  $x_i$  has access probability  $p_i$ .

The **Shannon entropy** of this probability distribution, denoted  $H_p$  (or just  $H$ , where  $p$  is implicit) is the quantity

$$H_p = \sum_{i=1}^n p_i \lg \frac{1}{p_i}.$$

If all elements have equal access probability ( $p_i = 1/n$ ):

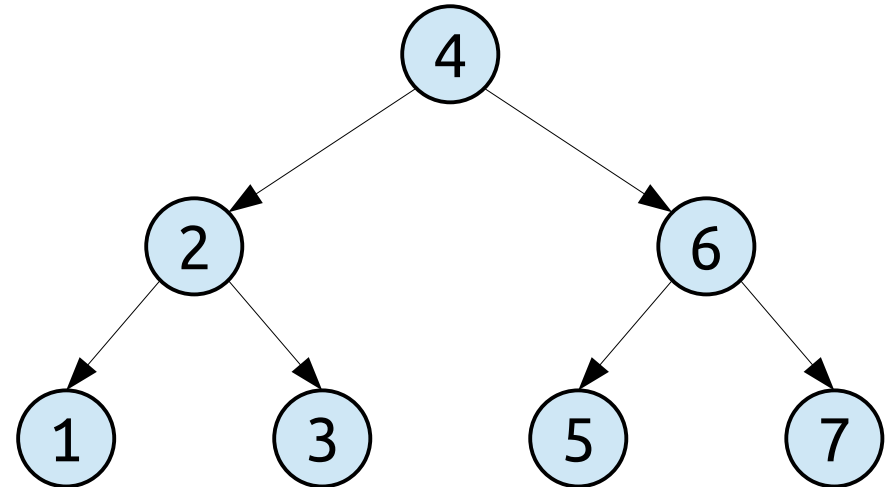
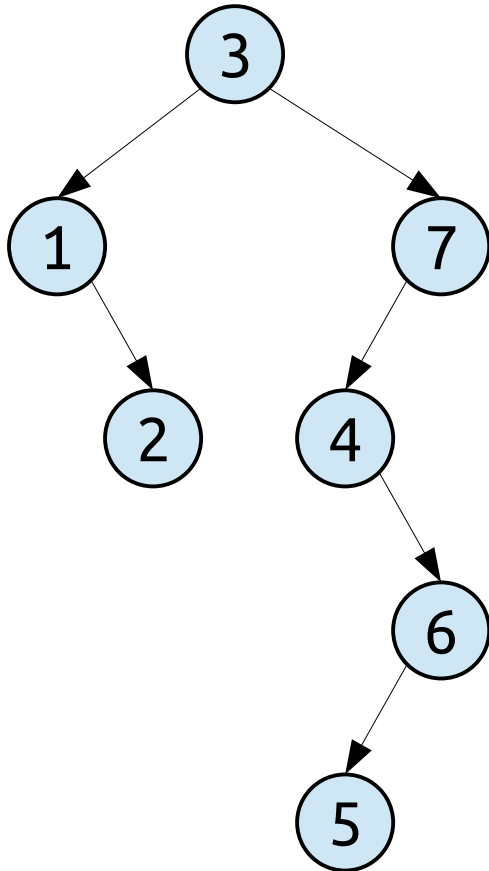
$$\begin{aligned} H_p &= \sum_{i=1}^n p_i \lg \frac{1}{p_i} \\ &= \sum_{i=1}^n \frac{1}{n} \lg n \\ &= \lg n \end{aligned}$$

If only one element is ever accessed ( $p_1 = 1, p_i = 0$ ), then

$$\begin{aligned} H_p &= \sum_{i=1}^n p_i \lg \frac{1}{p_i} \\ &= \lg 1 + \sum_{i=2}^n 0 \lg \frac{1}{0} \\ &= \mathbf{0} \end{aligned}$$

**Model 2:** Queries are sampled from a fixed, known probability distribution.

How do we know when we have a BST that's optimal with respect to *expected* lookup costs?



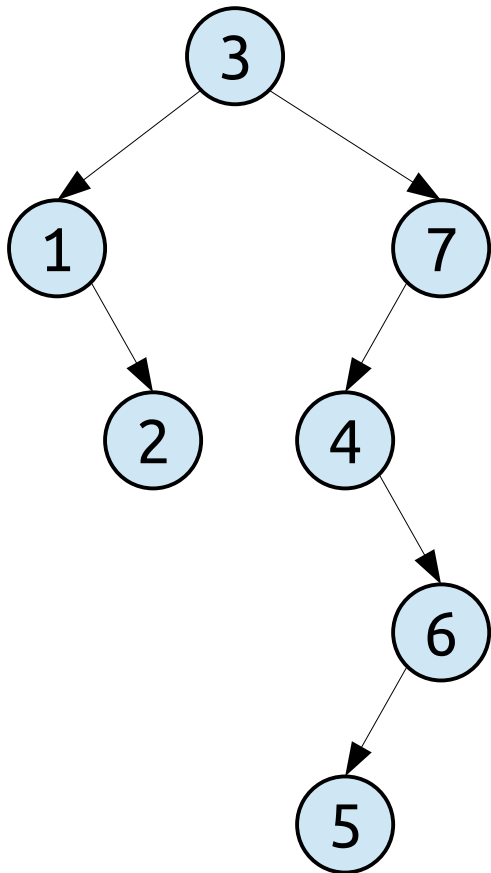
**Model 2:** Queries are sampled from a fixed, known probability distribution.



**Theorem:** If accesses are sampled over a fixed discrete distribution, then the expected cost of a lookup in *any* BST is  $\Omega(1 + H)$ , where  $H$  is the Shannon entropy of the distribution.

A binary search tree has the **entropy property** if the (amortized) expected cost of any lookup on that BST is  $O(1 + H)$ .

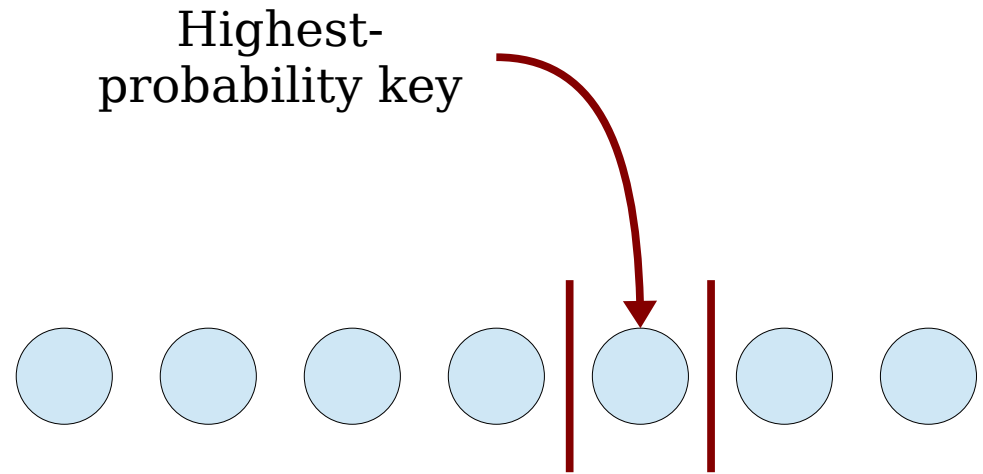
(Any BST with this property is optimal from a *expected-case* perspective, assuming a fixed probability distribution.)



**Model 2:** Queries are sampled from a fixed, known probability distribution.

**Question:** Assuming you know the access probabilities, how could you build a BST with the entropy property?

**Idea 1:** Pick the root to be the highest-probability element. Then, recursively build the subtrees.



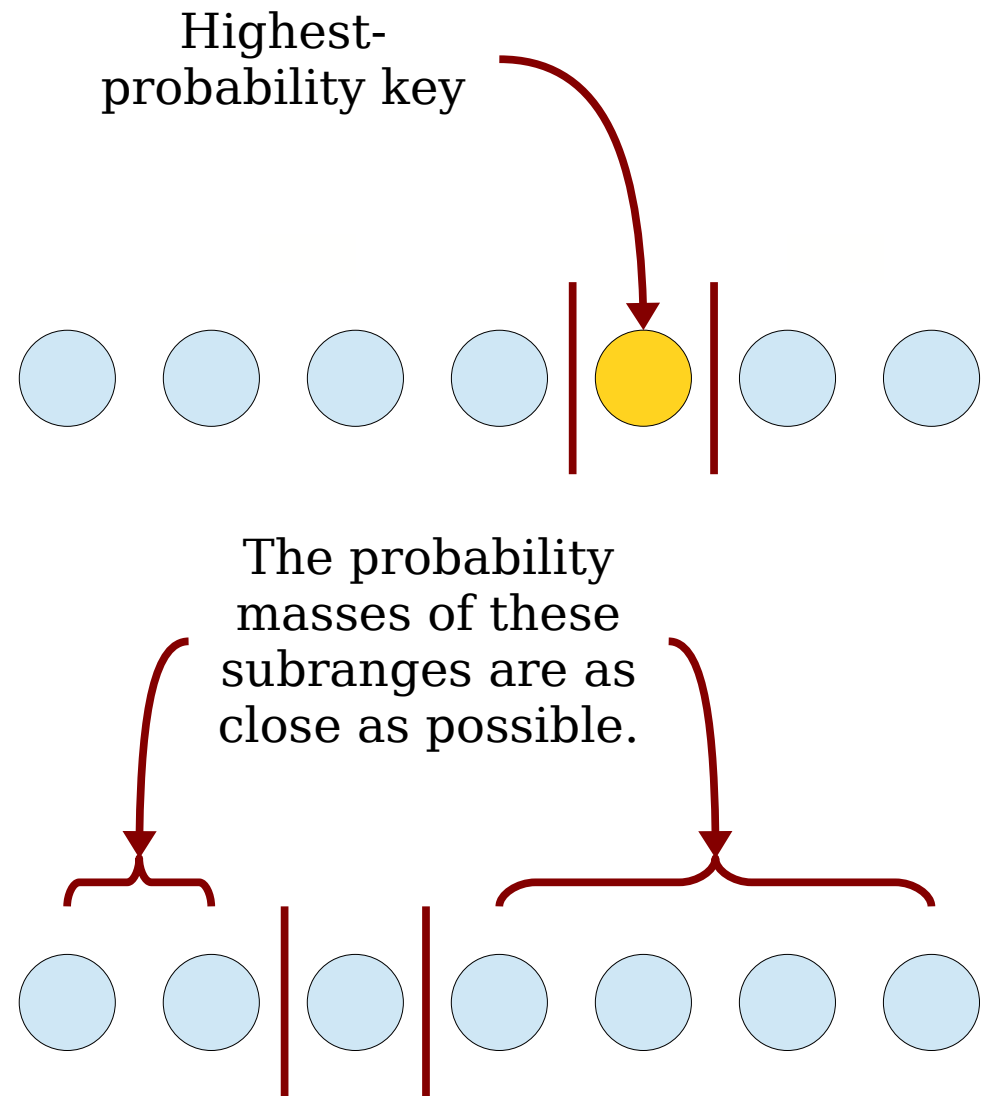
---

**Model 2:** Queries are sampled from a fixed, known probability distribution.

**Question:** Assuming you know the access probabilities, how could you build a BST with the entropy property?

**Idea 1:** Pick the root to be the highest-probability element. Then, recursively build the subtrees.

**Idea 2:** Pick the root to balance the probabilities of the smaller elements and the bigger elements. Then, recursively build the subtrees.

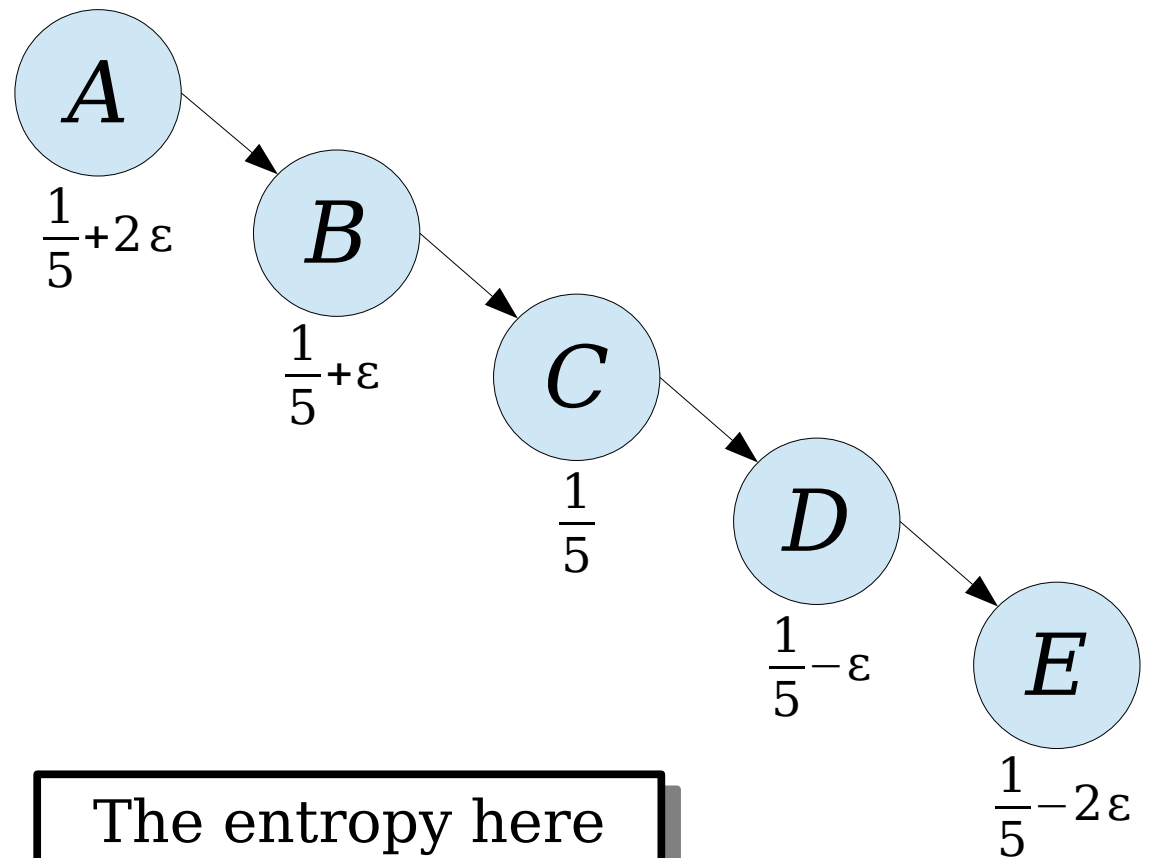


**Model 2:** Queries are sampled from a fixed, known probability distribution.

**Question:** Assuming you know the access probabilities, how could you build a BST with the entropy property?

**Idea 1:** Pick the root to be the highest-probability element. Then, recursively build the subtrees.

**Idea 2:** Pick the root to balance the probabilities of the smaller elements and the bigger elements. Then, recursively build the subtrees.



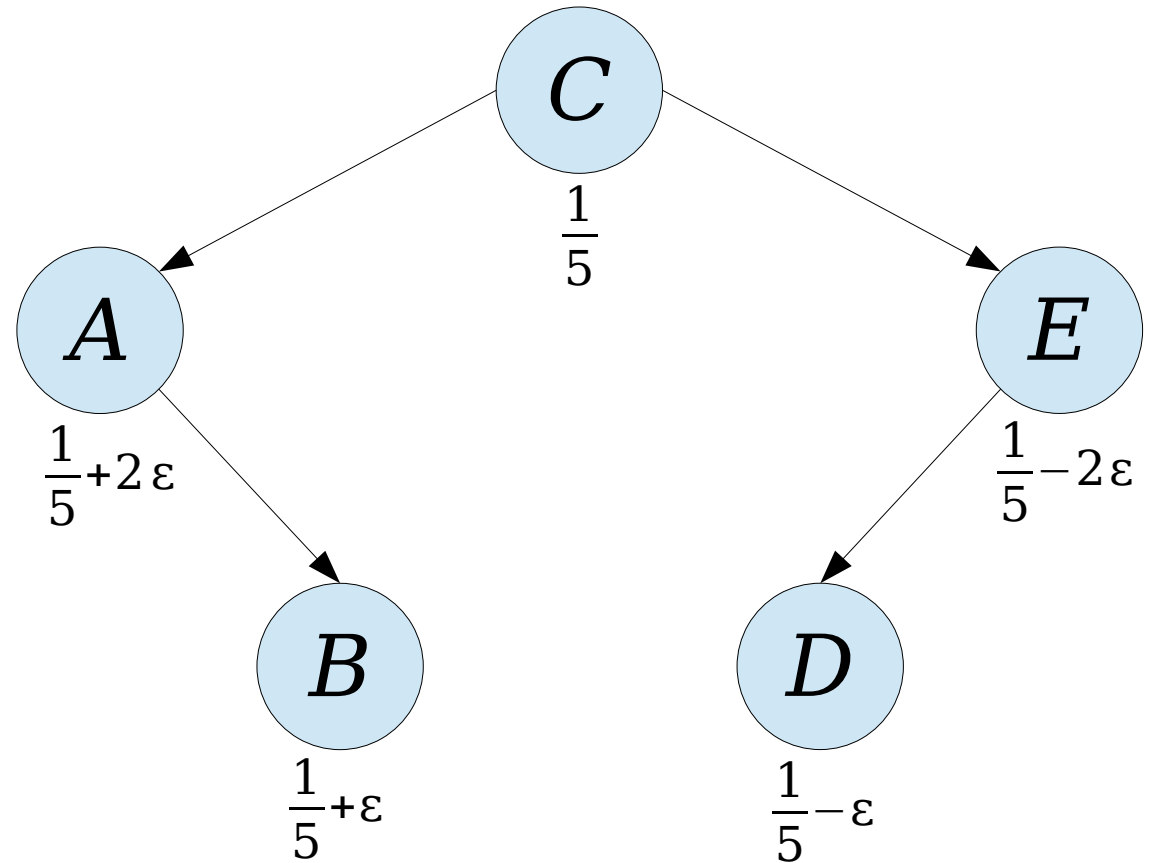
The entropy here is roughly  $\lg n$ , but this tree has height  $\Theta(n)$ .

**Model 2:** Queries are sampled from a fixed, known probability distribution.

**Question:** Assuming you know the access probabilities, how could you build a BST with the entropy property?

**Idea 1:** Pick the root to be the highest-probability element. Then, recursively build the subtrees.

**Idea 2:** Pick the root to balance the probabilities of the smaller elements and the bigger elements. Then, recursively build the subtrees.



**Model 2:** Queries are sampled from a fixed, known probability distribution.

A **weight-equalized tree** is a BST where the root is chosen to minimize the weight difference between the left and right subtrees.

**Theorem:** In a weight-equalized tree with total weight  $W$ , the left and right subtrees each have weight at most  $2W / 3$ .

**Theorem:** The above bound is the tightest possible bound on the sizes of a node's two subtrees in a weight-equalized tree. (Prove this!)

---

**Model 2:** Queries are sampled from a fixed, known probability distribution.

**Theorem:** Weight-equalized trees have the entropy property.

**Proof:** The expected cost of a lookup in a weight-equalized tree is

$$\sum_{i=1}^n p_i \cdot (1 + l_i)$$

where  $p_i$  is the access probability of key  $x_i$  and  $l_i$  is the layer of the weight-equalized tree containing  $x_i$ .

Probability of  
looking up  $x_i$

Cost of looking up  $x_i$ :  
one comparison per  
layer descended, plus  
one final comparison  
confirming we have  $x_i$ .

**Model 2:** Queries are sampled from a fixed, known probability distribution.

**Theorem:** Weight-equalized trees have the entropy property.

**Proof:** The expected cost of a lookup in a weight-equalized tree is

$$\sum_{i=1}^n p_i \cdot (1 + l_i)$$

where  $p_i$  is the access probability of key  $x_i$  and  $l_i$  is the layer of the weight-equalized tree containing  $x_i$ .

Focus on some key  $x_i$  and its depth  $l_i$ . After taking  $l_i$  steps in the tree, the remaining probability mass is at most  $(2/3)^{l_i}$ .

**Theorem:** In a weight-equalized tree with total weight  $W$ , the left and right subtrees each have weight at most  $2W / 3$ .

**Model 2:** Queries are sampled from a fixed, known probability distribution.



**Theorem:** Weight-equalized trees have the entropy property.

**Proof:** The expected cost of a lookup in a weight-equalized tree is

$$\sum_{i=1}^n p_i \cdot (1 + l_i)$$

where  $p_i$  is the access probability of key  $x_i$  and  $l_i$  is the layer of the weight-equalized tree containing  $x_i$ .

Focus on some key  $x_i$  and its depth  $l_i$ . After traversing the tree, the remaining probability mass is at least  $(2/3)^{l_i}$ , which means that  $(2/3)^{l_i} \geq p_i$ , so  $l_i \leq \log_{3/2} (1/p_i)$ . Therefore,

$$\sum_{i=1}^n p_i \cdot (1 + l_i) \leq \sum_{i=1}^n p_i \cdot \left(1 + \log_{3/2} \frac{1}{p_i}\right)$$

Shannon entropy in a different log base; a constant multiple of Shannon entropy.

Adding up  $p_i$  over a probability distribution.

$\Rightarrow$

$$1 + \sum_{i=1}^n \left( p_i \log_{3/2} \frac{1}{p_i} \right)$$

**Model 2:** Queries are sampled from a fixed, known probability distribution.

**Theorem:** Weight-equalized trees have the entropy property.

**Proof:** The expected cost of a lookup in a weight-equalized tree is

$$\sum_{i=1}^n p_i \cdot (1 + l_i)$$

where  $p_i$  is the access probability of key  $x_i$  and  $l_i$  is the layer of the weight-equalized tree containing  $x_i$ .

Focus on some key  $x_i$  and its depth  $l_i$ . After taking  $l_i$  steps in the tree, the remaining probability mass is at most  $(2/3)^{l_i}$ . This means that  $(2/3)^{l_i} \geq p_i$ , so  $l_i \leq \log_{3/2} (1/p_i)$ . Therefore, we see that

$$\begin{aligned} \sum_{i=1}^n p_i \cdot (1 + l_i) &\leq \sum_{i=1}^n p_i \cdot \left(1 + \log_{3/2} \frac{1}{p_i}\right) \\ &= 1 + \sum_{i=1}^n \left(p_i \log_{3/2} \frac{1}{p_i}\right) \\ &= O(1 + H). \blacksquare \end{aligned}$$

**Model 2:** Queries are sampled from a fixed, known probability distribution.

**Theorem:** Weight-equalized trees have the entropy property.

**Fredman (1975):** Weight-equalized trees can be built in time  $O(n \log n)$  in general and time  $O(n)$  if the keys are already sorted.

**Knuth (1971):** The absolute best possible BST for a given set of keys can be built in time  $O(n^2)$  using dynamic programming.

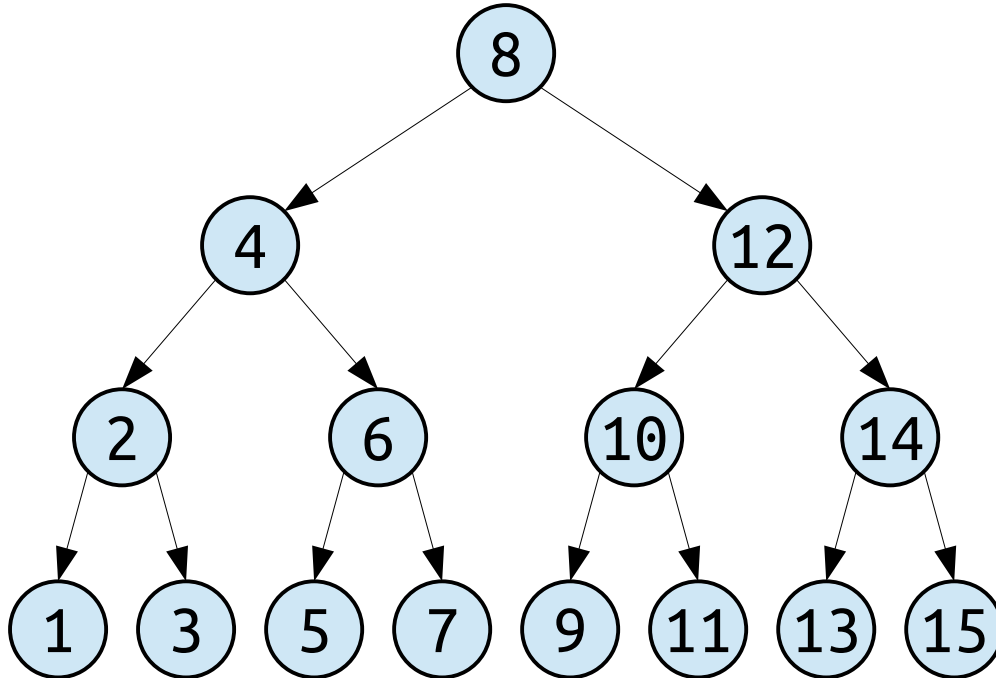
---

**Model 2:** Queries are sampled from a fixed, known probability distribution.

It's possible to visit all the nodes in *any* BST in sorted order in time  $O(n)$  via an inorder traversal, for an average lookup cost of  $O(1)$ .

The balance property says the average cost of a lookup, across all nodes, is  $\Omega(\log n)$ . Why doesn't it apply here?

The entropy property says that, since each item is searched for exactly once, each lookup should take time  $\Omega(\log n)$ . Why doesn't it apply here?

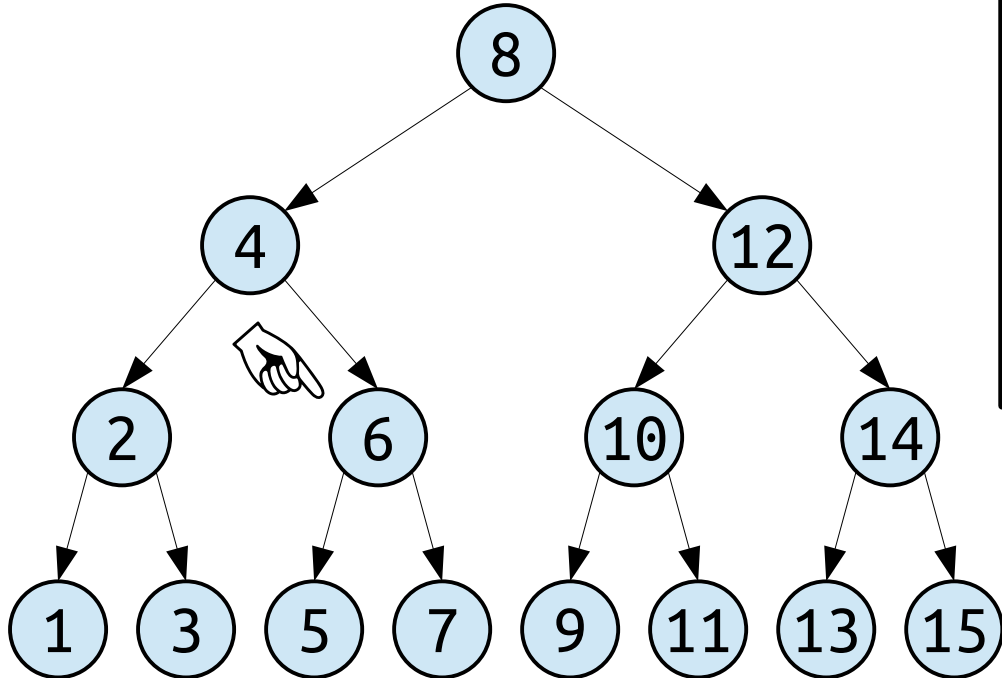


**Model 3:** Queries have **spatial locality**. If a key is queried, keys with nearby values will likely be queried.

The balance and entropy properties assume our searches start at the top of the tree.

In an inorder traversal, each search picks up where the last one left off. Therefore, these earlier bounds no longer apply.

**Idea:** Imagine we have a *finger* pointing at the last element of the BST that we've visited. After each lookup, the finger moves to the queried item.

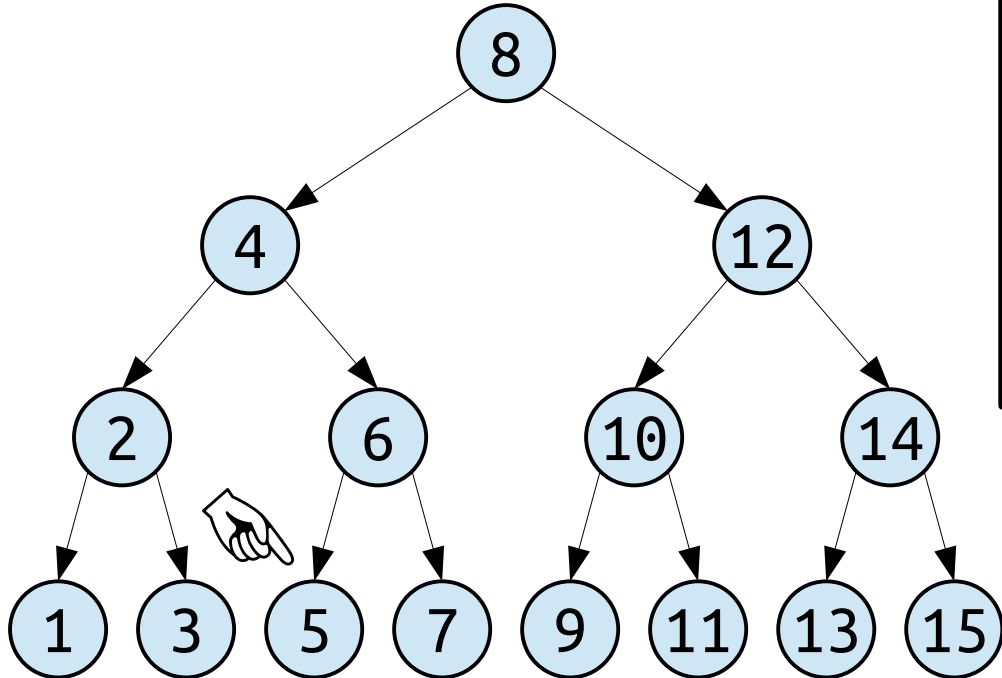


**Model 3:** Queries have *spatial locality*. If a key is queried, keys with nearby values will likely be queried.

The balance and entropy properties assume our searches start at the top of the tree.

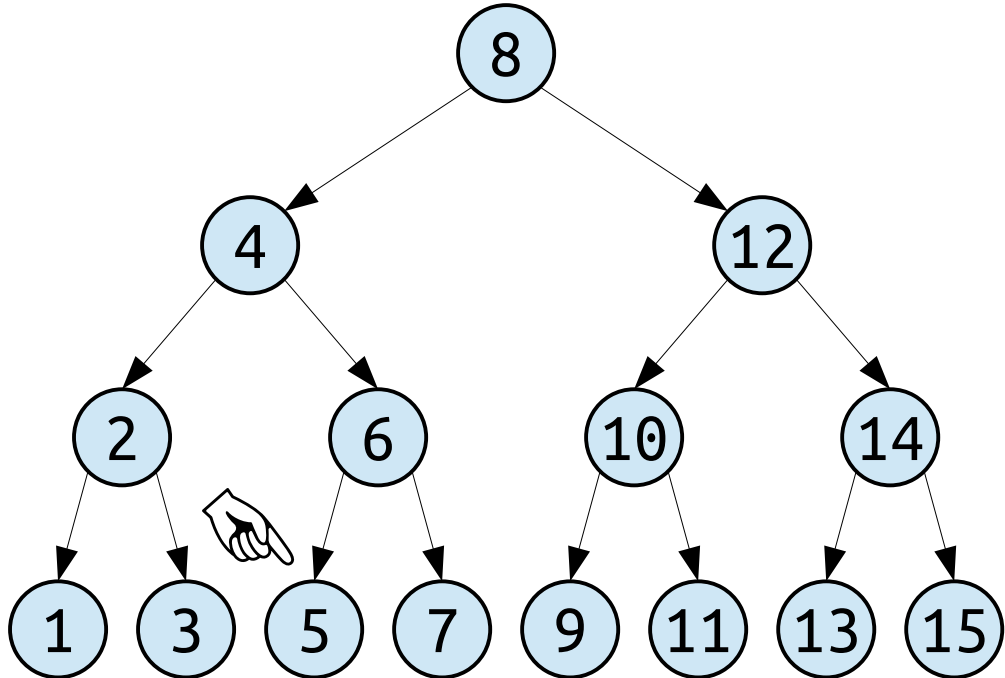
In an inorder traversal, each search picks up where the last one left off. Therefore, these earlier bounds no longer apply.

**Idea:** Imagine we have a *finger* pointing at the last element of the BST that we've visited. After each lookup, the finger moves to the queried item.



**Model 3:** Queries have *spatial locality*. If a key is queried, keys with nearby values will likely be queried.

**Question:** Can you build a binary search tree where the cost of a lookup depends on how similar the item looked up is to the most-recently-visited item?



**Model 3:** Queries have *spatial locality*. If a key is queried, keys with nearby values will likely be queried.

Suppose our last search was for some key  $x_1$ . Our next search is for key  $x_2$ . We know where key  $x_1$  is.

Let  $\Delta = |\text{rank}(x_2) - \text{rank}(x_1)|$ .

Can we do the search in time  $O(\Delta)$ ?

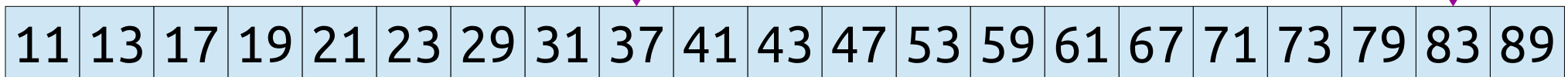
How about time  $O(\log \Delta)$ ?

How about time  $O(\log \log \Delta)$ ?

*(The number of positions away the two elements are in the sorted sequence.)*

*... it should be faster to find 37, which is near...*

*... than 83, which is far.*



*If the last key we searched for was 21...*

Answer at  
<https://pollev.com/cs166spr23>

**Model 3:** Queries have **spatial locality**. If a key is queried, keys with nearby values will likely be queried.



Suppose our last search was for some key  $x_1$ . Our next search is for key  $x_2$ . We know where key  $x_1$  is.

Let  $\Delta = |\text{rank}(x_2) - \text{rank}(x_1)|$ .

Can we do the search in time  $O(\Delta)$ ?

How about time  $O(\log \Delta)$ ?

How about time  $O(\log \log \Delta)$ ?

**Idea:** Just do a simple linear scan.

11	13	17	19	21	23	29	31	37	41	43	47	53	59	61	67	71	73	79	83	89
----	----	----	----	----	----	----	----	----	----	----	----	----	----	----	----	----	----	----	----	----



**Model 3:** Queries have **spatial locality**. If a key is queried, keys with nearby values will likely be queried.

Suppose our last search was for some key  $x_1$ . Our next search is for key  $x_2$ . We know where key  $x_1$  is.

$$\text{Let } \Delta = |\text{rank}(x_2) - \text{rank}(x_1)|.$$

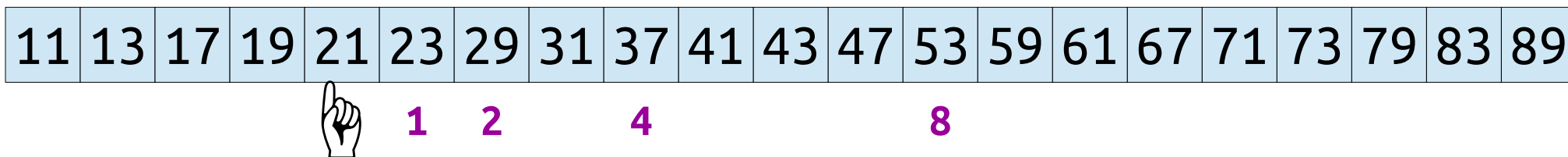
Can we do the search in time  $O(\Delta)$ ?

How about time  $O(\log \Delta)$ ?

How about time  $O(\log \log \Delta)$ ?

**Idea:** Use an *exponential search* to overshoot, then binary search over the range.

**Observation:** This is asymptotically at least as good as a binary search.



**Model 3:** Queries have *spatial locality*. If a key is queried, keys with nearby values will likely be queried.

Suppose our last search was for some key  $x_1$ . Our next search is for key  $x_2$ . We know where key  $x_1$  is.

Let  $\Delta = |\text{rank}(x_2) - \text{rank}(x_1)|$ .

Can we do the search in time  $O(\Delta)$ ?

How about time  $O(\log \Delta)$ ?

~~How about time  $O(\log \log \Delta)$ ?~~

$$\Delta = O(n).$$

So if we could do this, we could do all searches in time  $O(\log \log n)$ , which is impossible in the comparison model.

(**Proof idea:** A comparison-based search making  $k$  comparisons can only have  $2^k$  possible outcomes. There are  $n$  possible positions where the item could match.)

11	13	17	19	21	23	29	31	37	41	43	47	53	59	61	67	71	73	75	83	89
----	----	----	----	----	----	----	----	----	----	----	----	----	----	----	----	----	----	----	----	----



**Model 3:** Queries have **spatial locality**. If a key is queried, keys with nearby values will likely be queried.

Suppose our last search was for some key  $x_1$ . Our next search is for key  $x_2$ . We know where key  $x_1$  is.

Let  $\Delta = |\text{rank}(x_2) - \text{rank}(x_1)|$ .

Can we do the search in time  $O(\Delta)$ ?

How about time  $O(\log \Delta)$ ?

~~How about time  $O(\log \log \Delta)$ ?~~

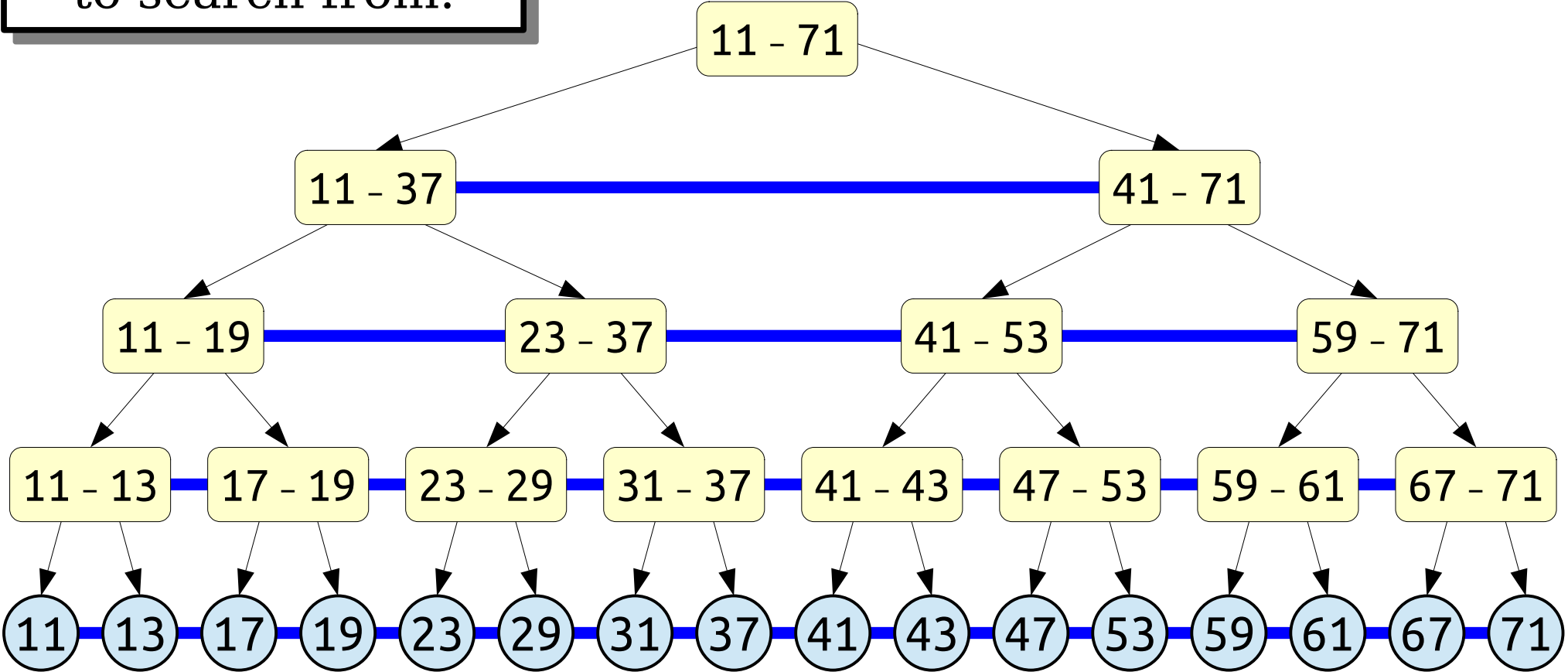
**Question:** Can we do this efficiently if the underlying set is changing?

11	13	17	19	21	23	29	31	37	41	43	47	53	59	61	67	71	73	79	83	89
----	----	----	----	----	----	----	----	----	----	----	----	----	----	----	----	----	----	----	----	----



**Model 3:** Queries have **spatial locality**. If a key is queried, keys with nearby values will likely be queried.

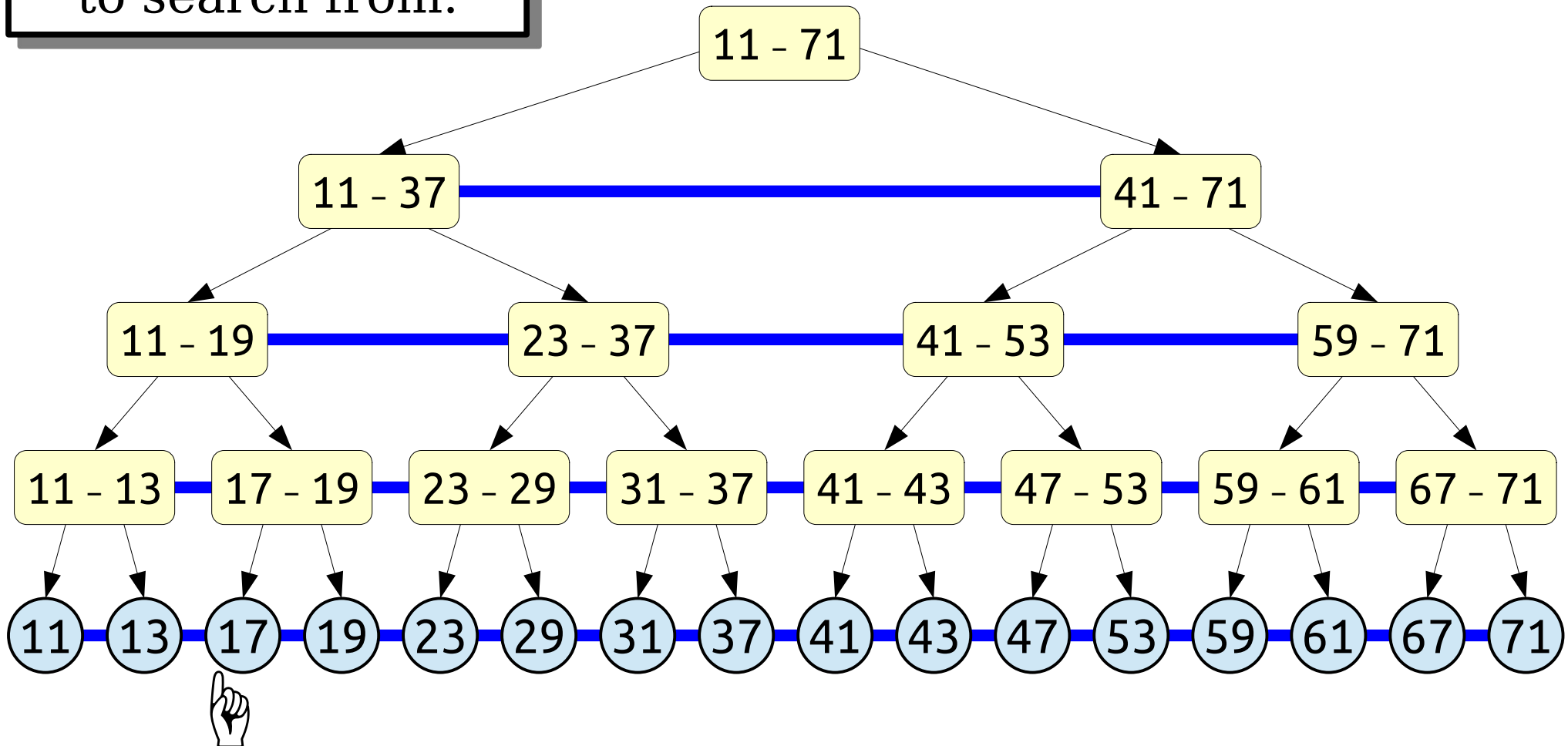
Scan up, looking at sibling nodes to determine where to search from.



**Model 3:** Queries have *spatial locality*. If a key is queried, keys with nearby values will likely be queried.

Scan up, looking at sibling nodes to determine where to search from.

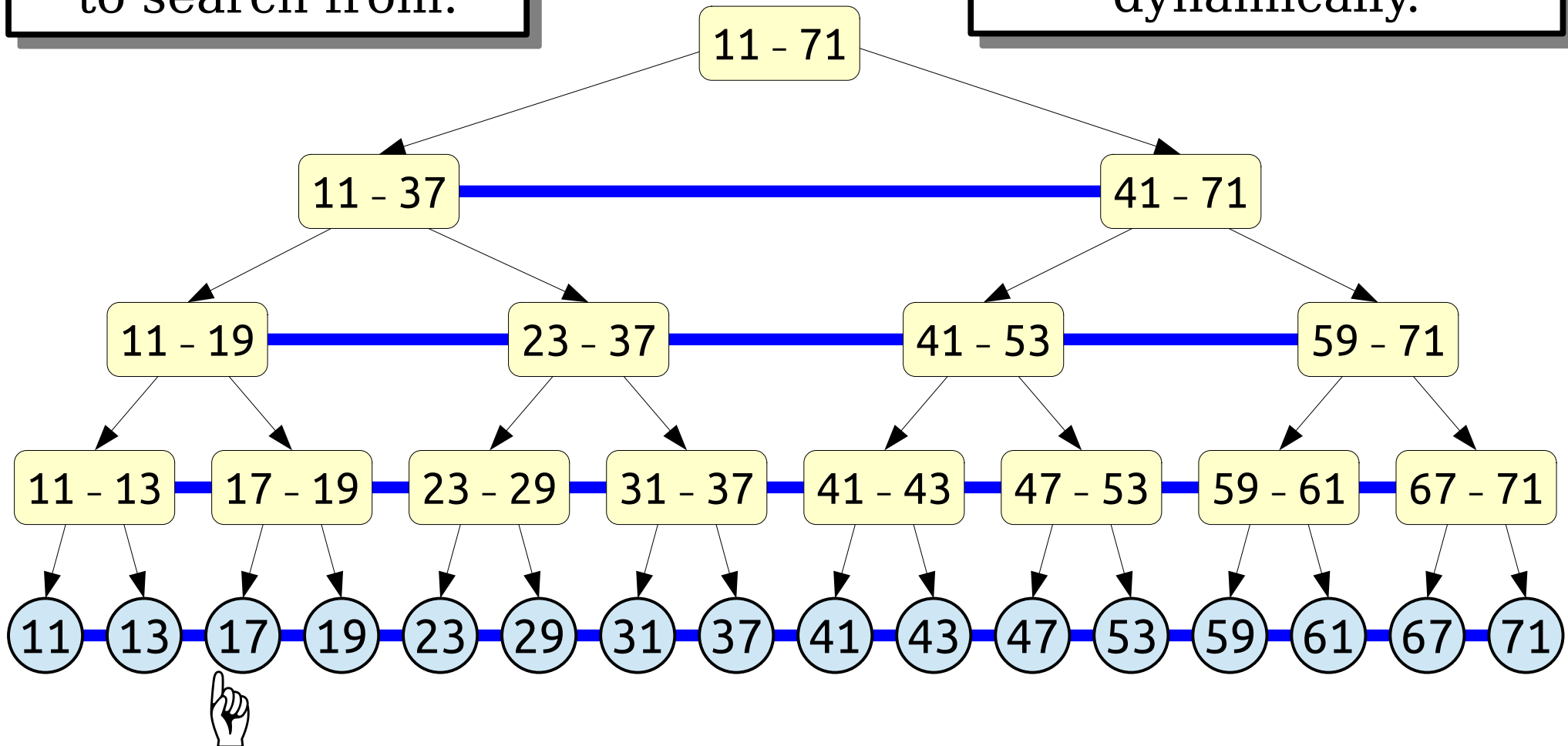
**Claim:** This simulates our earlier search. Runtime is  $O(\log \Delta)$ .



**Model 3:** Queries have *spatial locality*. If a key is queried, keys with nearby values will likely be queried.

Scan up, looking at sibling nodes to determine where to search from.

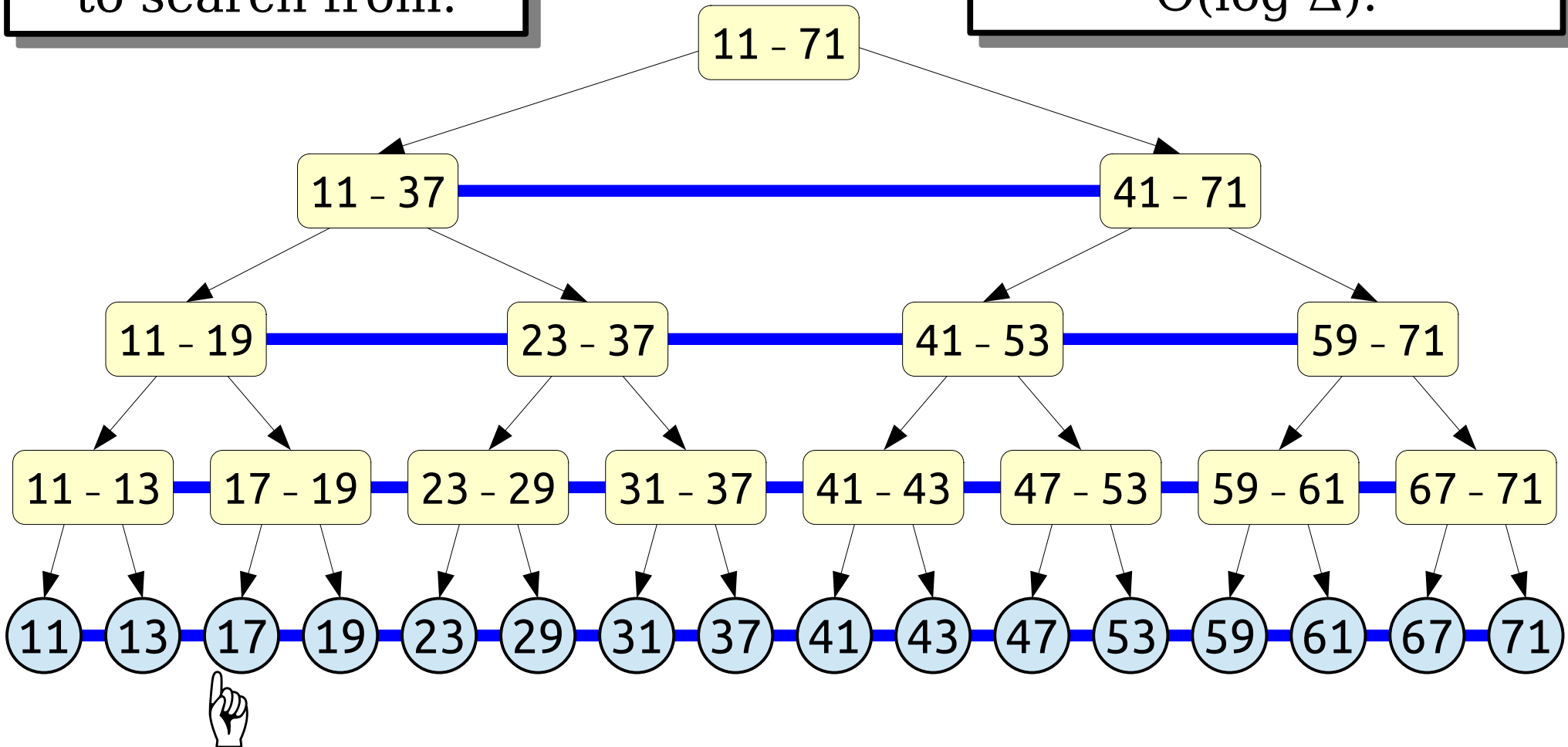
The *level-linked red/black tree* implements this dynamically.



**Model 3:** Queries have *spatial locality*. If a key is queried, keys with nearby values will likely be queried.

Scan up, looking at sibling nodes to determine where to search from.

**Great exercise:** Do this with skiplists in (expected) time  $O(\log \Delta)$ .

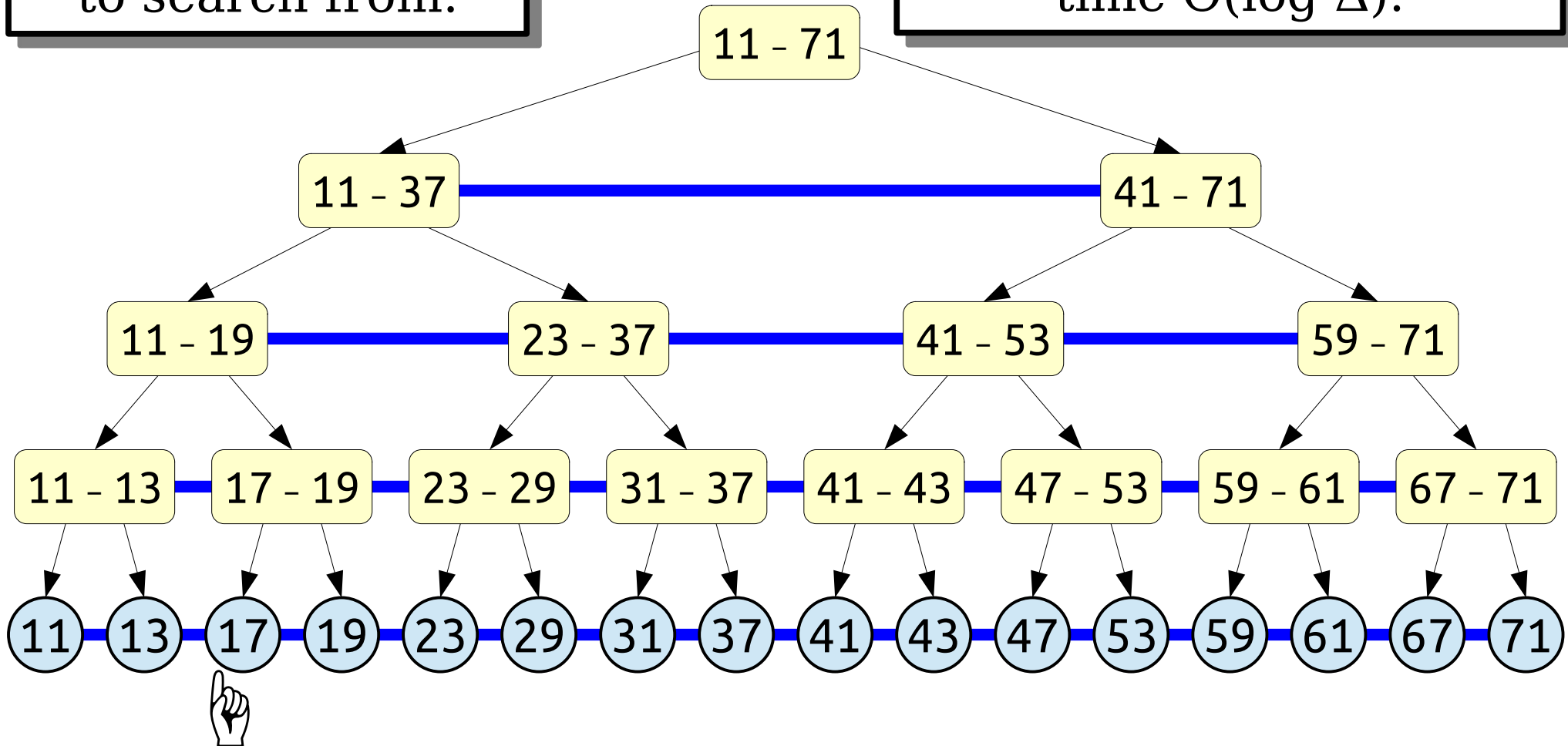


**Model 3:** Queries have *spatial locality*. If a key is queried, keys with nearby values will likely be queried.

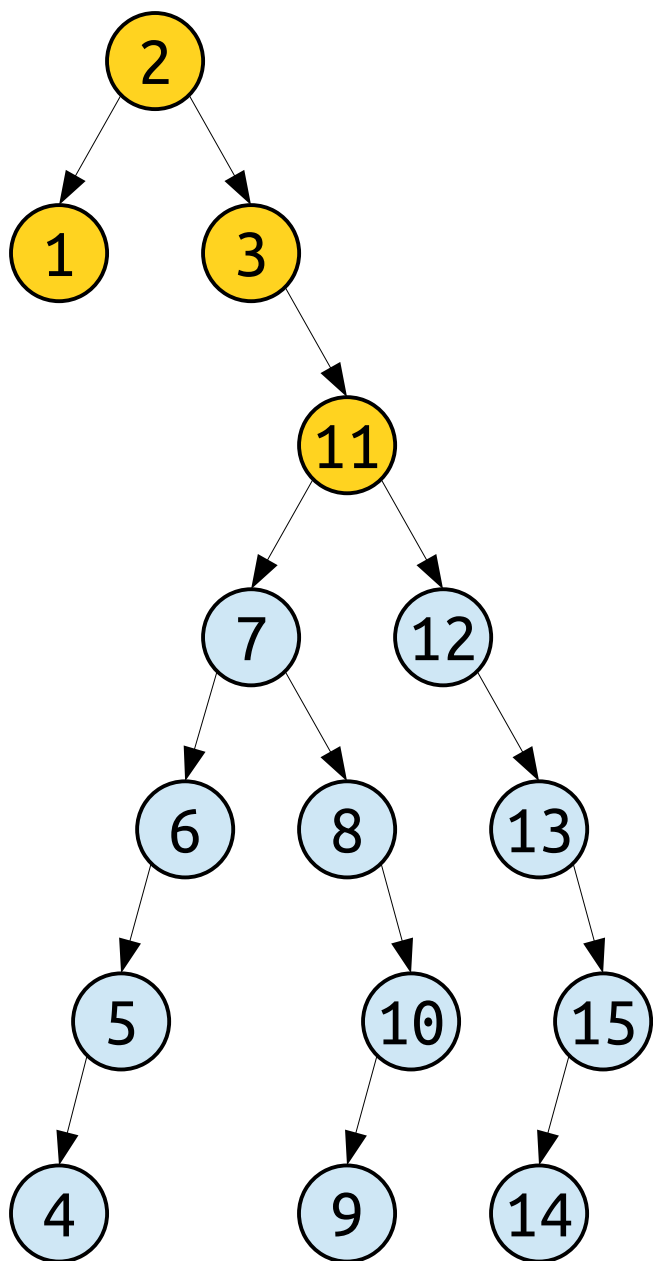


Scan up, looking at sibling nodes to determine where to search from.

A BST has the *dynamic finger property* if lookups take (amortized) time  $O(\log \Delta)$ .

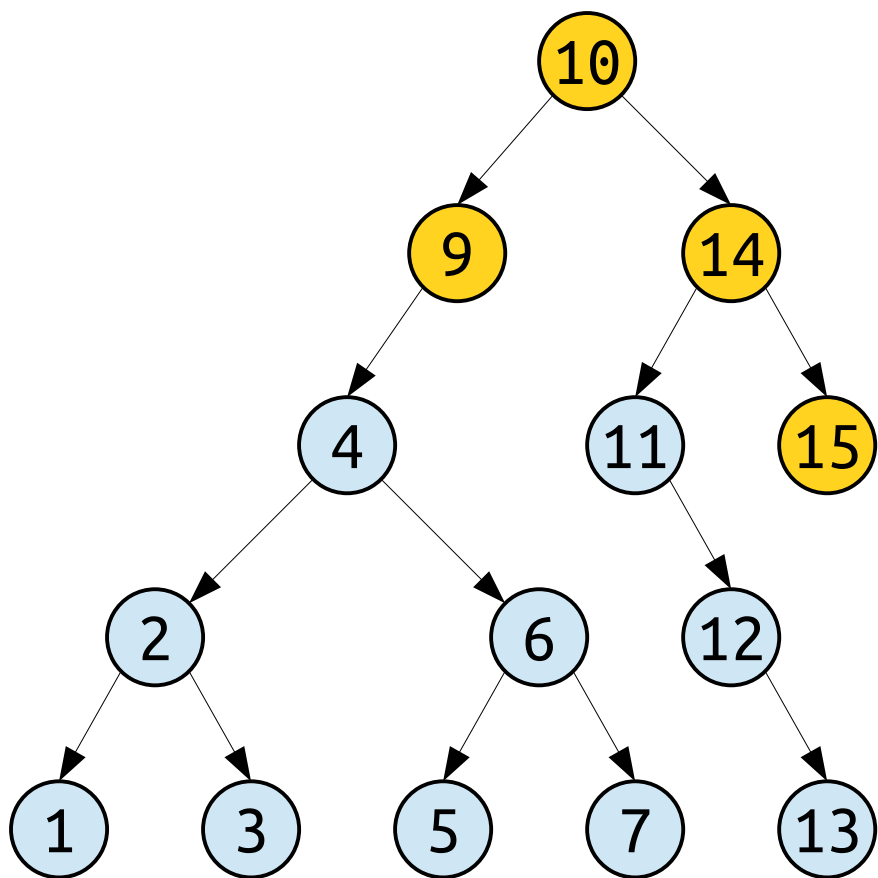


**Model 3:** Queries have *spatial locality*. If a key is queried, keys with nearby values will likely be queried.



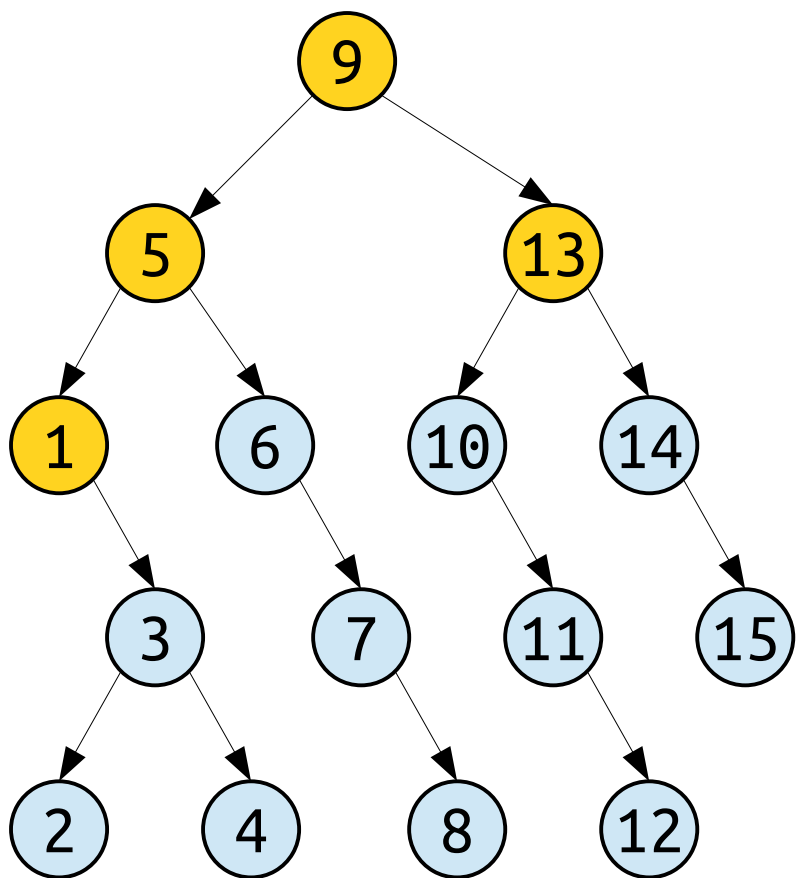
---

**Model 4:** Queries have **temporal locality**. If a key is queried, it's likely going to be queried again soon.



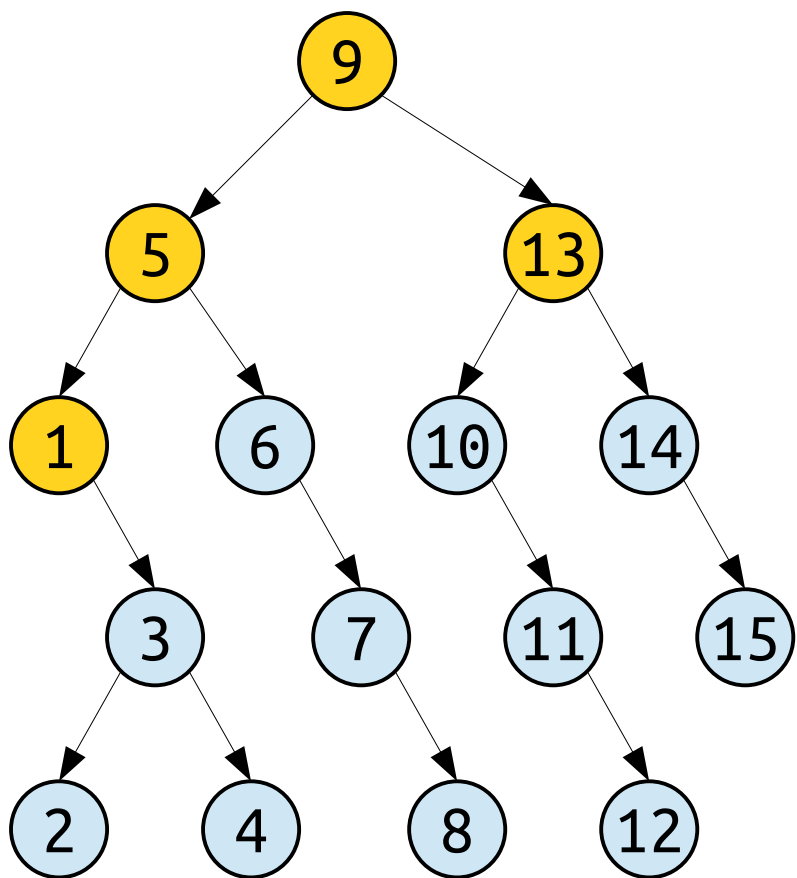
---

**Model 4:** Queries have **temporal locality**. If a key is queried, it's likely going to be queried again soon.



**Goal:** If only  $t$  elements are “hot” at a particular time, make accesses to those “hot” elements take time  $O(\log t)$ , not  $O(\log n)$ .

**Model 4:** Queries have **temporal locality**. If a key is queried, it’s likely going to be queried again soon.

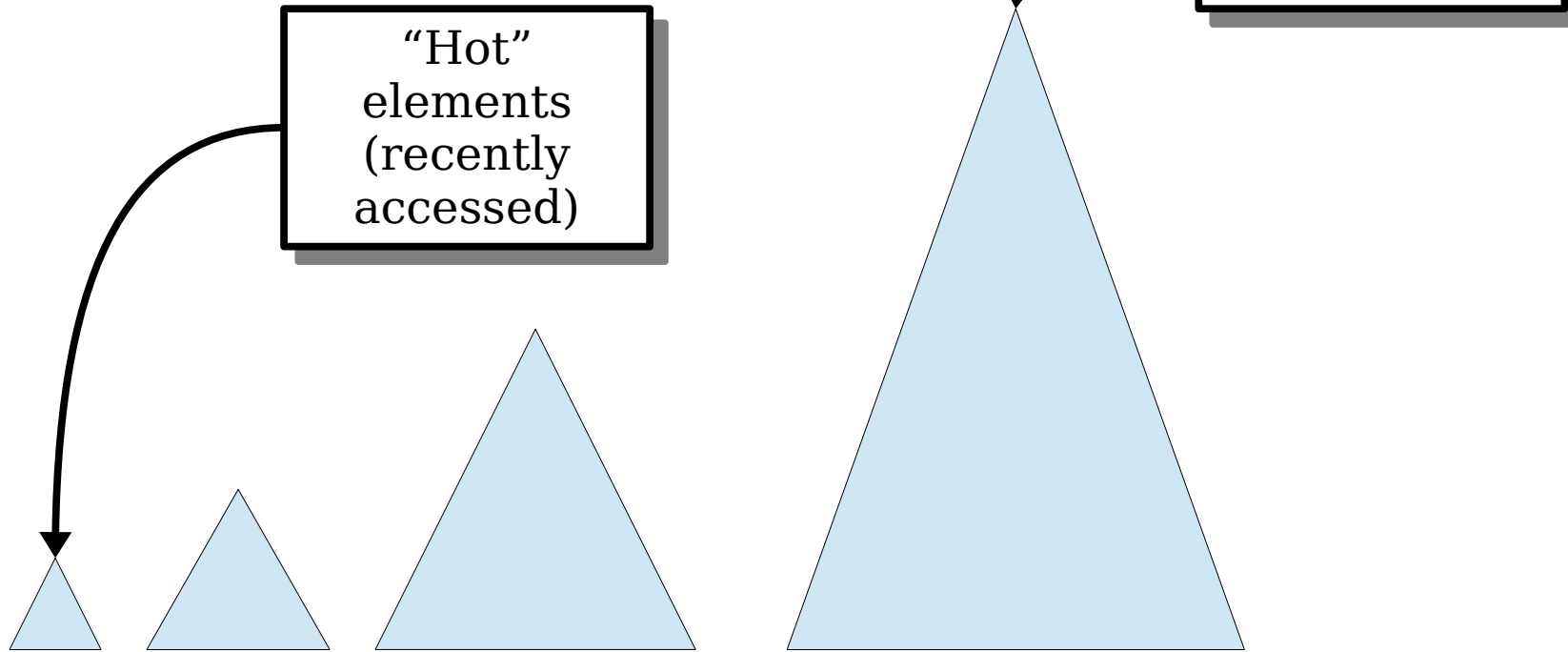


**Intuition:** Any tree structure with a fixed shape is going to have a hard time making these queries fast.

**Idea:** What if we move elements around?

**Model 4:** Queries have **temporal locality**. If a key is queried, it's likely going to be queried again soon.

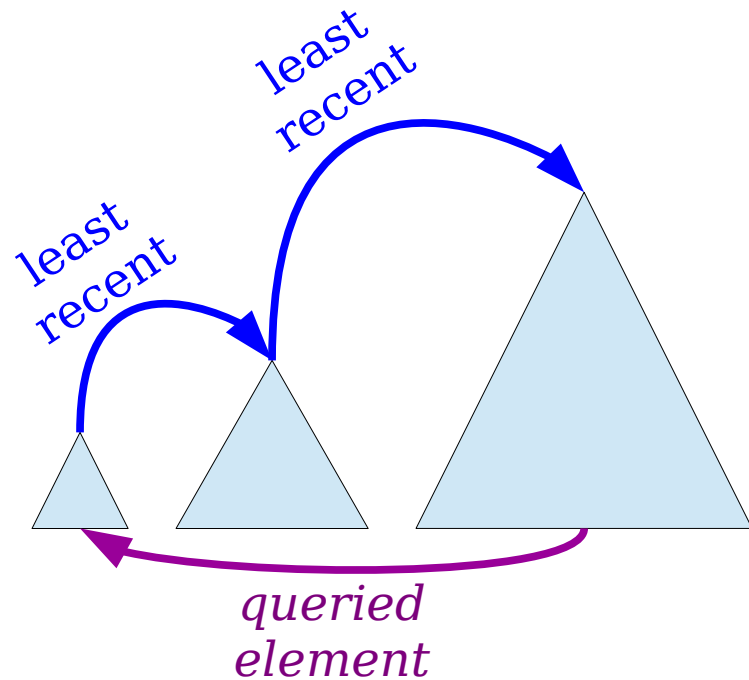
**Intuition:** Use a sequence of trees. Keep “hot” elements in the earlier trees.



---

**Model 4:** Queries have **temporal locality**. If a key is queried, it’s likely going to be queried again soon.

**Intuition:** Use a sequence of trees. Keep “hot” elements in the earlier trees.



To look up an element, search each tree in order of size until you find it.

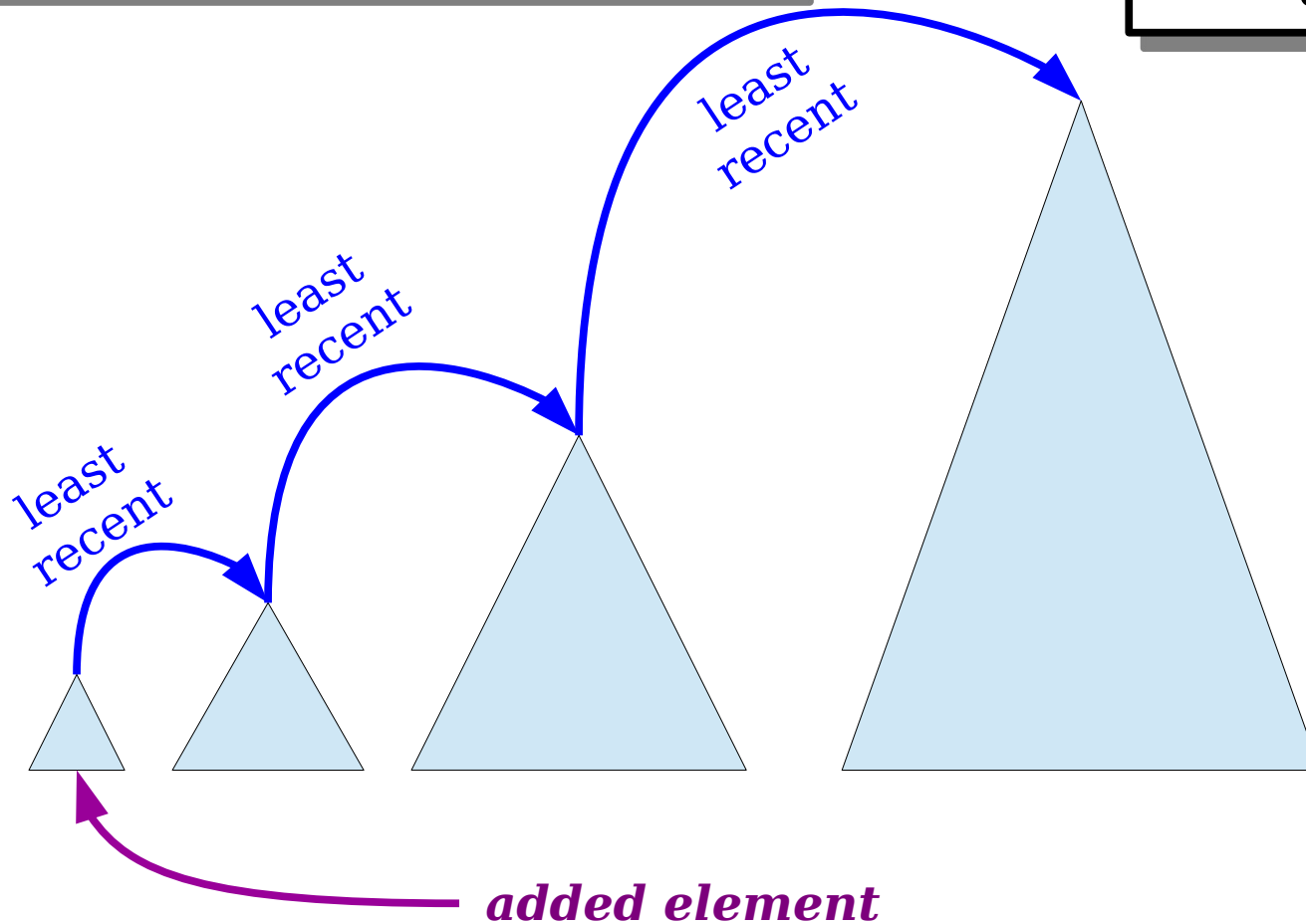
Then, remove it from the tree you found it in and insert it to the first tree.

To fill the gap left in the original tree, move the least-recently-accessed item from each tree into the next tree until the gap is filled.

**Model 4:** Queries have **temporal locality**. If a key is queried, it's likely going to be queried again soon.

**Intuition:** Use a sequence of trees. Keep “hot” elements in the earlier trees.

To insert an element, put it in the first tree. Then, repeatedly kick the oldest element out of each tree and into the next.



**Model 4:** Queries have **temporal locality**. If a key is queried, it's likely going to be queried again soon.

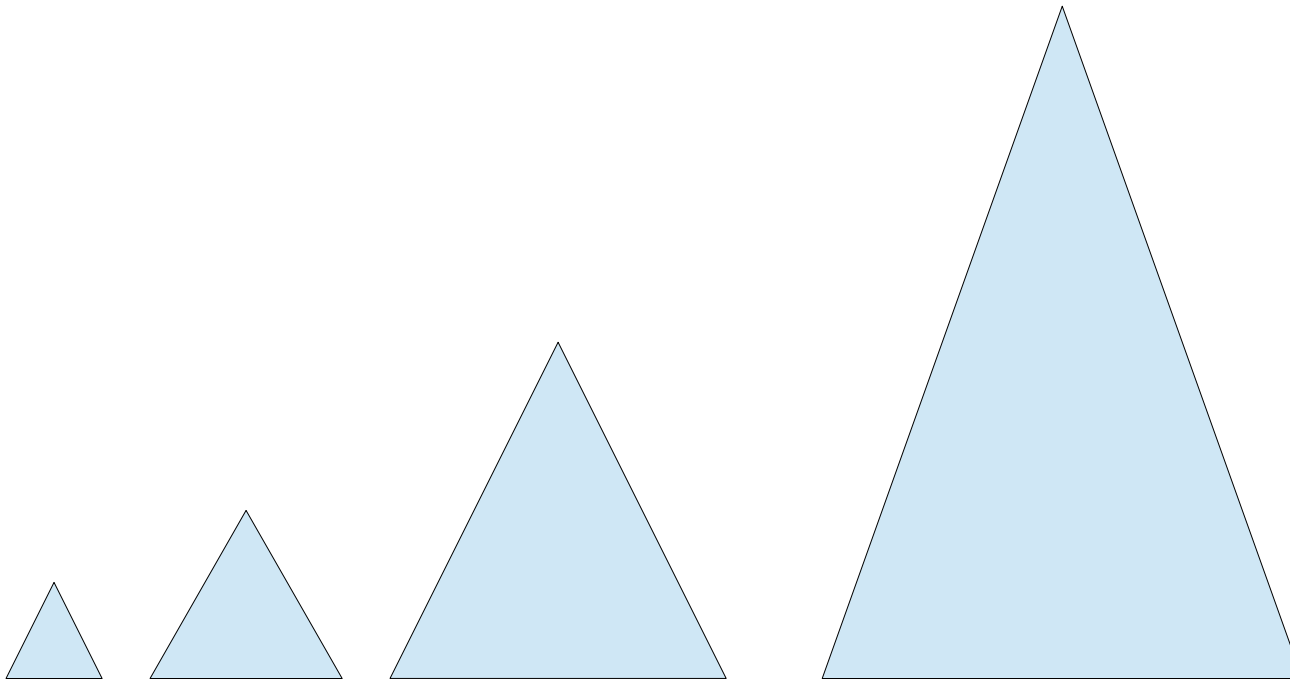


**Intuition:** Use a sequence of trees. Keep “hot” elements in the earlier trees.

Earlier trees should be small so “hot” items can be found quickly.

The cost of a lookup in a tree depends on the height of that tree.

**Idea:** Make each tree’s height double that of the previous tree.



---

**Model 4:** Queries have **temporal locality**. If a key is queried, it’s likely going to be queried again soon.

**Intuition:** Use a sequence of trees. Keep “hot” elements in the earlier trees.

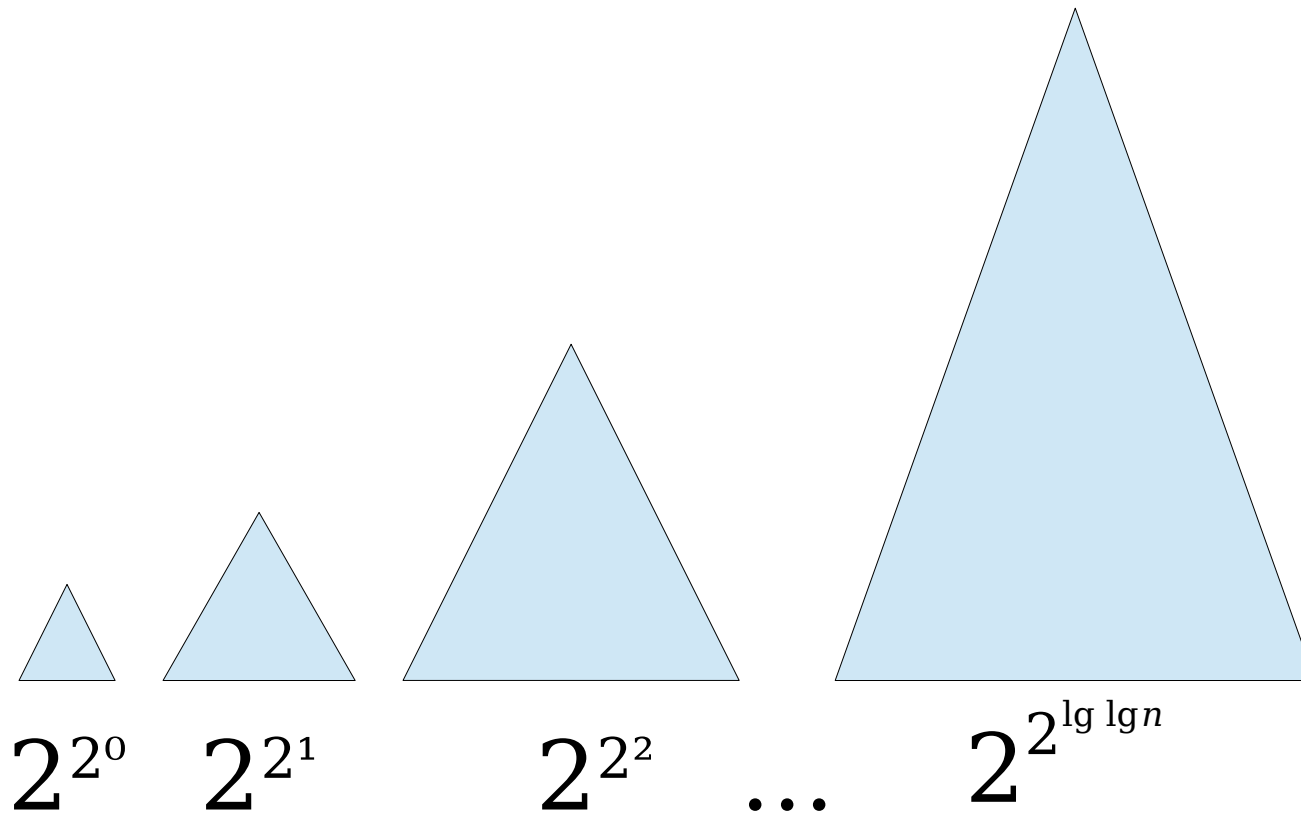
**Idea:** Each tree’s height is double that of the previous tree.

Tree heights:

$2^0, 2^1, 2^2, 2^3, \dots$

Nodes per tree (roughly):

$2^{2^0}, 2^{2^1}, 2^{2^2}, 2^{2^3}, \dots$

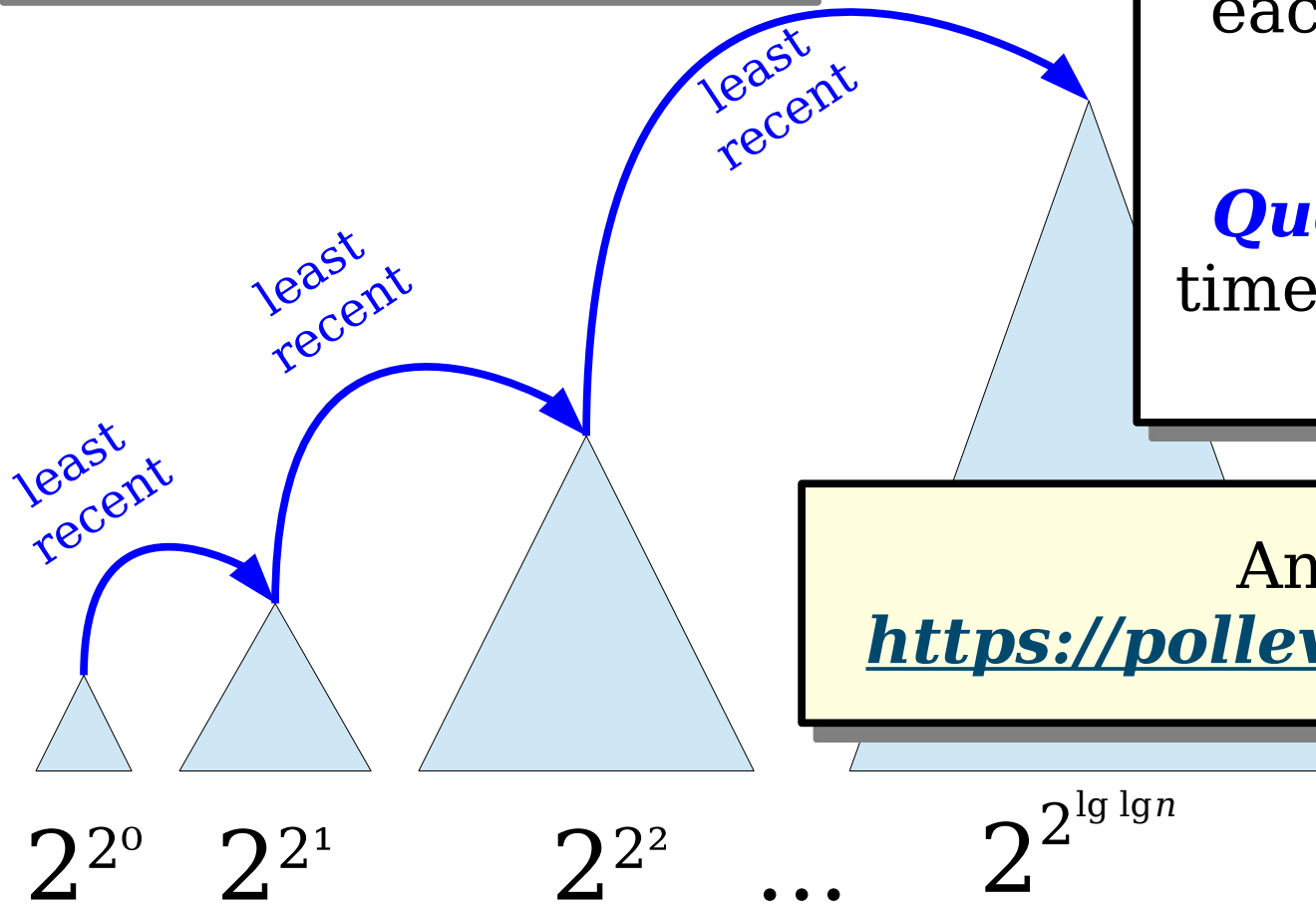


**Model 4:** Queries have **temporal locality**. If a key is queried, it’s likely going to be queried again soon.

**Intuition:** Use a sequence of trees. Keep “hot” elements in the earlier trees.

To insert an element, put it in the first tree. Then, repeatedly kick the oldest element out of each tree and into the next.

**Question:** How much time does this take, as a function of  $n$ ?



Answer at  
<https://pollev.com/cs166spr23>

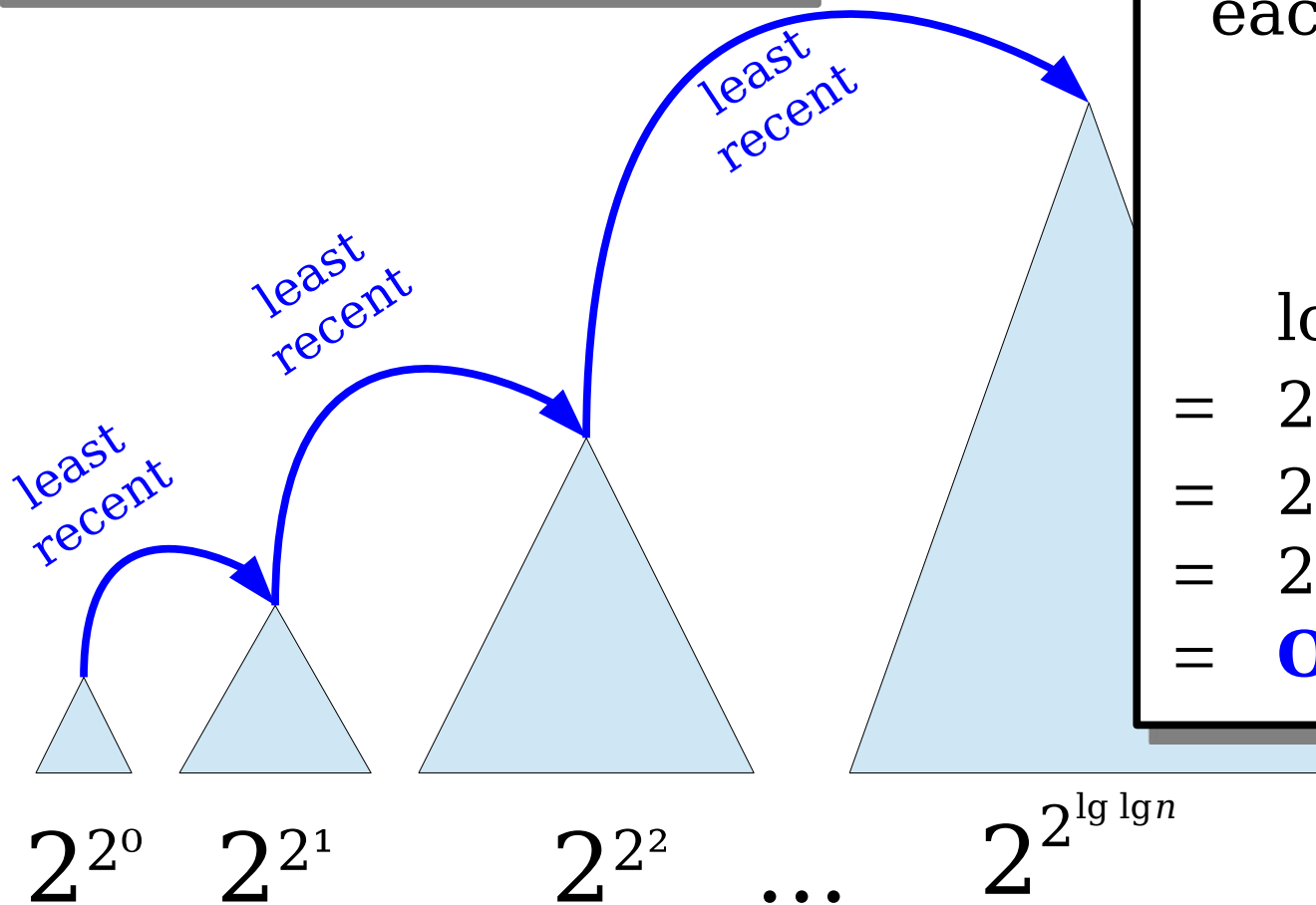
**Model 4:** Queries have **temporal locality**. If a key is queried, it's likely going to be queried again soon.

**Intuition:** Use a sequence of trees. Keep “hot” elements in the earlier trees.

To insert an element, put it in the first tree. Then, repeatedly kick the oldest element out of each tree and into the next.

Cost:

$$\begin{aligned} & \log 2^{2^0} + \dots + \log 2^{2^{\lg \lg n}} \\ &= 2^0 + 2^1 + \dots + 2^{\lg \lg n} \\ &= 2^{1+\lg \lg n} - 1 \\ &= 2 \lg n - 1 \\ &= \mathbf{O(\log n)} \end{aligned}$$



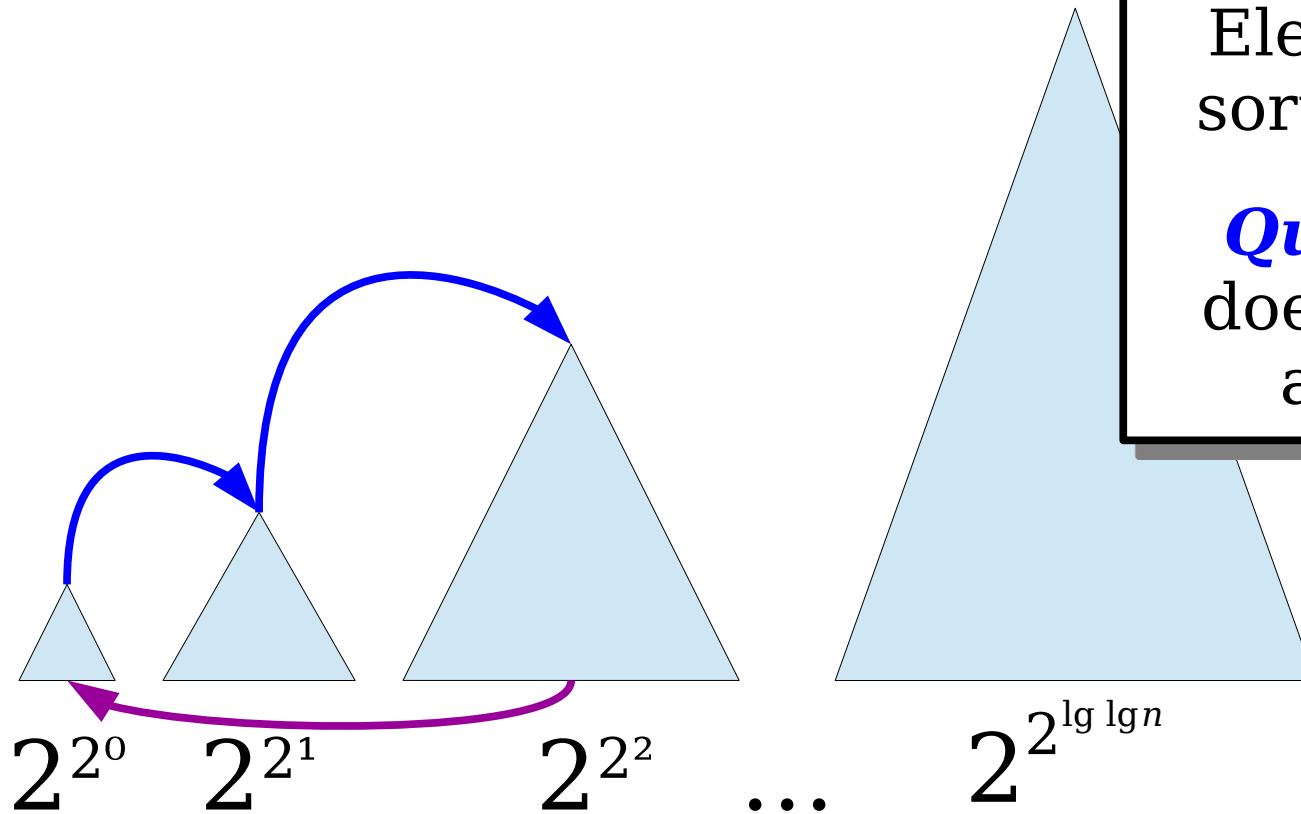
**Model 4:** Queries have **temporal locality**. If a key is queried, it's likely going to be queried again soon.

**Intuition:** Use a sequence of trees. Keep “hot” elements in the earlier trees.

To look up an element, search each tree in order, move it to the first tree, then kick older elements back.

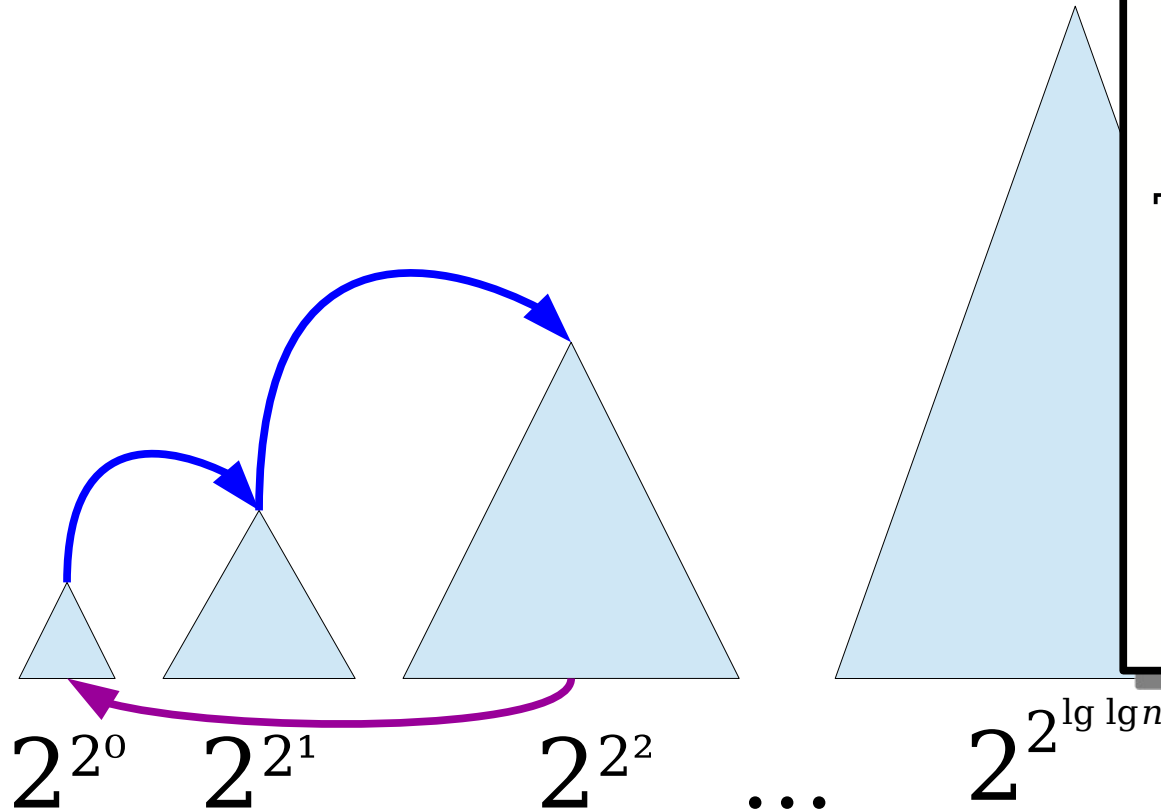
Elements are roughly sorted by access time.

**Question:** How long does it take to look up an element here?



**Model 4:** Queries have **temporal locality**. If a key is queried, it's likely going to be queried again soon.

**Intuition:** Use a sequence of trees. Keep “hot” elements in the earlier trees.



The cost of looking up an item  $x$  depends on how long it's been since we last queried it.

Suppose that we have queried  $t$  total items since we last queried  $x$ .

Then  $x$  is in, at most, the  $(1 + \lg \lg t)$ th tree.

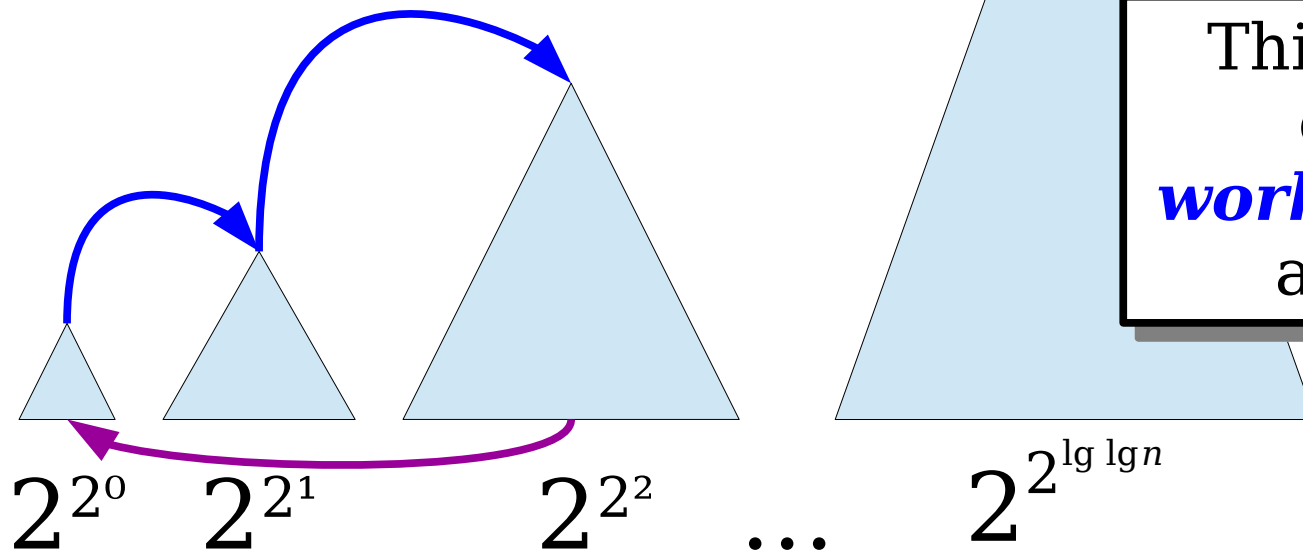
Cost of querying  $x$ :

$$\log 2^{2^0} + \dots + \log 2^{2^{\lg \lg t}} \\ = \mathbf{O(\log t)}$$

**Model 4:** Queries have **temporal locality**. If a key is queried, it's likely going to be queried again soon.

**Intuition:** Use a sequence of trees. Keep “hot” elements in the earlier trees.

A BST has the **working set property** if the (amortized) cost of looking up an element is  $O(\log t)$ , where  $t$  is the number of items looked up more recently than the queried element.



This data structure is called **Iacono's working set structure**, after its inventor.

**Model 4:** Queries have **temporal locality**. If a key is queried, it's likely going to be queried again soon.

<b><i>Property</i></b>	<b><i>Description</i></b>	<b><i>Met by</i></b>
<i>Balance</i>	Lookups take time $O(\log n)$ .	Traditional balanced BST
<i>Entropy</i>	Lookups take expected time $O(1 + H)$ .	Weight-equalized trees
<i>Dynamic Finger</i>	Lookups take $O(\log \Delta)$ ; $\Delta$ is rank distance.	Level-linked BST with finger
<i>Working Set</i>	Lookups take $O(\log t)$ ; $t$ is recency.	Iacono's structure

***These models are in tension with one another.***



<b>Property</b>		<b>Met by</b>
<i>Balance</i>	<p>All elements are equally important!</p> <p>Lookups take time</p>	Traditional balanced BST
<i>Entropy</i>	<p>No they aren't! Some get queried more!</p> <p>Level-linked BST with <math>\Delta</math> is rank distance.</p>	Weight-equalized trees
<i>Dynamic Finger</i>	<p>And some are similar to the last query!</p>	Level-linked BST with finger
<i>Working Set</i>	<p>Look</p> <p>And some were queried more recently!</p>	Iacono's structure

***These models are in tension with one another.***

<b>Property</b>		<b>Met by</b>
<i>Balance</i>	Lookups take time $O(\log n)$ .	Traditional balanced BST
<i>Entropy</i>	Lookups take time $O(n)$ .	Equalized trees
<i>Dynamic Finger</i>	Lookups take time $O(\Delta)$ ; $\Delta$ is range.	Linked list with finger
<i>Working Set</i>	Lookups take $O(\log t)$ ; $t$ is recency.	Iacono's structure

Lookups are sampled from a fixed distribution.

What if I do a linear scan?

What if there are correlations?

***These models are in tension with one another.***

<i>Property</i>	<i>Description</i>	<i>Met by</i>
<i>Balance</i>	Distance in <b>key space</b> is what's important!	Traditional balanced BST
<i>Entropy</i>	Lookups take expected time $O(1 + \frac{1}{\epsilon})$	Weight-equalized trees
<i>Dynamic Finger</i>	Lookups $\Delta$ is rank difference.	linked BST with finger
<i>Working Set</i>	Lookups take $O(\log t)$ ; $t$ is recency.	Iacono's structure

***These models are in tension with one another.***

<b><i>Property</i></b>	<b><i>Description</i></b>	<b><i>Met by</i></b>
<i>Balance</i>	Lookups take time $O(\log n)$ .	Traditional balanced BST
<i>Entropy</i>	Lookups take expected time $O(1 + H)$ .	Weight-equalized trees
<i>Dynamic Finger</i>	Lookups take $O(\log \Delta)$ ; $\Delta$ is rank distance.	Level-linked BST with finger
<i>Working Set</i>	Lookups take $O(\log t)$ ; $t$ is recency.	Iacono's structure

***Is there a single BST that guarantees all of these properties?***

<b><i>Property</i></b>	<b><i>Description</i></b>	<b><i>Met by</i></b>
<i>Balance</i>	Lookups take time $O(\log n)$ .	<b><i>Splay tree</i></b>
<i>Entropy</i>	Lookups take expected time $O(1 + H)$ .	<b><i>Splay tree</i></b>
<i>Dynamic Finger</i>	Lookups take $O(\log \Delta)$ ; $\Delta$ is rank distance.	<b><i>Splay tree</i></b>
<i>Working Set</i>	Lookups take $O(\log t)$ ; $t$ is recency.	<b><i>Splay tree</i></b>

***Yes!***

# Next Time

- ***Splay Trees***
  - A simple, fast, flexible BST.
- ***Splitting and Joining Trees***
  - Combining trees together, or breaking them apart.
- ***Sum-of-Logs Potentials***
  - Analyzing the efficiency of splay trees.
- ***The Dynamic Optimality Conjecture***
  - Is there a single best BST?